

TO: Kristina Doan, ISBE  
Ann Freiburg, IDHS  
Colleen Cunningham, IDHS  
Jennifer Grissom, IDHS  
All CFC Managers  
Andria Goss, Cook County DCFS  
Davette Clark-Johnson, CPS  
Kelsey Badger, Erikson Institute's DCFS Intact Program  
Allison Lowe-Fotos, Ounce of Prevention Fund  
Carmen Garcia, Ounce of Prevention Fund  
Karen Berman, Ounce of Prevention Fund  
Kayla Goldfarb, Ounce of Prevention Fund

DATE: June 4, 2020

RE: FY 2020 Q3 Developmental Screening Report

Enclosed within are Child Find developmental screening reports and maps reflecting the number of children reported as screened from January 1, 2020 through March 31, 2020 throughout the State of Illinois. Please note that IDHS County Health Department (CHD) data is *not* included. When available, it will be located at <http://www.dhs.state.il.us/page.aspx?item=33422>. We hope to reintegrate this data going forward.

TABLE OF CONTENTS

Narrative .....	2
Sample Form .....	4
Directions for Completing Form .....	5
Data Mappings .....	8
Screenings Reported by ZIP Code .....	14
Screenings Reported by Month .....	25
Screenings Reported by Agencies Represented .....	30
Screenings Reported by Screening Tool Utilized .....	34

This report, as well as reports reflecting prior years, is made publicly available on our website at <https://www.childfind-idea-il.us/Screening.aspx>. If you have any questions or concerns about the enclosed information, please feel free to reach out via the contact form on our website at <https://www.childfind-idea-il.us/Contact.aspx> or call (800) 851-6197, option 2.

Best Regards,



Denise Stricklin  
Child Find Project Coordinator

## Child Find Project Data Collection Mappings

### *Background*

Since 1998, the Illinois State Board of Education (ISBE) has operated the Child Find Project (Child Find), funded through Individuals with Disabilities Education Act Part B, Preschool Discretionary funds to develop and disseminate public awareness materials to Local Education Agencies (LEAs), Special Education Cooperatives, and the Child and Family Connections (CFC) offices.

The Child Find Project, managed by a single Program Coordinator, collects data on the number and location of developmental screenings taking place across Illinois for children between 0 to 5 years of age. A developmental screening is the use of screening tools to track the development of young children across multiple domains. Child Find receives:

- Data from the 25 CFC sites across Illinois. CFCs are the system point of entry for Early Intervention under the Illinois Department of Human Services (IDHS), and are required to report data to Child Find. CFCs receive data from local school districts, with the exception of Chicago Public School (CPS) District #299, where data is reported directly to Child Find.
- Quarterly data on screenings from all health departments reporting to IDHS, which is obtained from the Cornerstone data entry system (Cornerstone).
- Department of Children and Family Services (DCFS) Cook County for children birth to five who are in care. These screenings are conducted by Erikson Institute (Erikson) /DCFS Early Childhood developmental specialists or by the DCFS Integrated Assessment program.
- Monthly data from Erikson/ DCFS Early Childhood Intact Program for Cook, Northern, Central and Southern regions. Erikson/DCFS Early Childhood developmental specialists administer developmental screenings to children ages birth through three entering the foster care system in Cook County and coordinates assessments statewide. The data is not separated by zip codes but reported by the four DCFS regions.

Through the support of the Early Learning Council, the *0-5 Child Find Screening Data Collection Form* (Data Collection Form) used by reporting entities was updated in 2016 in an effort to gather improved information on referral counts, screening tools used, type of reporting program/entity and the type of referral. Among these improvements, a new field was added to include the zip code of locations performing developmental screenings. The inclusion of this field allows for the mapping of portrays where screenings occur, identify potential gaps in reporting and referrals and make the data useful for stakeholders.

### *Mappings*

Child Find has partnered with the Illinois Early Childhood Asset Map (IECAM) to display, through geo-mapping, where developmental screenings are occurring as reported on the Data Collection Form. Developed in 2006, IECAM is funded by ISBE and the IDHS to provide information on existing services, the demographics of young children and their families, and state resources that serve young children. Child Find provides quarterly reports to IECAM which in turn provides mappings on 0-5 Child Find Screenings:

- Total Screened by CFC region
- Total Referred by CFC region

- Total Screened by Zip Code
- Total Referred by Zip Code

#### *Limitations and exclusions*

There is no data system to support unduplicated, disaggregated child level data collection, but the addition of the zip code field draws a broader picture of screenings occurring in the state. Even with the stated improvements to the Data Collection Form, limitations remain:

- Reporting to CFCs is voluntary and reporting entities include: school districts, Local Education Agencies (LEAs), Special Education Cooperatives, Regional Offices of Education, child care providers, Head Start/Early Head Start, Home Visiting programs, Early Intervention providers, health departments, health care providers, DCFS, IDHS Family Case Management, multi-funded programs, and Women, Infants and Children.
- CFCs 8, 9, 10 and 11 serve the City of Chicago but do not conduct screening events – Chicago Public Schools (CPS) #299 coordinates all screenings in these regions. It is up to CPS to report the screenings conducted, and data is not broken down by CFC region or even zip code.
- Reporting entities submit data manually through paper forms. CFCs vary greatly in the frequency and method of reporting data to Child find: Some CFCs email forms to the Project Coordinator as forms are received and other CFCs collect forms throughout a quarter before submitting them all at once via US Mail or fax.
- Delayed reporting from entities to CFCs impacts the timeliness of data to Child Find. CFCs do not all report information to Child Find in regular intervals.
- Data collection is time consuming and complex for both reporting entities and CFCs. Data is often inconsistent and unreliable because not all relevant fields are completed and mathematical miscalculations are recorded in fields. As of May 1, 2018, Child Find is piloting an electronic data collection system with two CFCs. This system would notify reporting entities when a mistake has been entered, prompting a correction before data submission is allowed.
- IDHS does not report data on developmental screenings by zip code. Rather, quarterly Cornerstone data is reported to Child Find in an aggregate format. This constitutes a significant sector of data that cannot be mapped.
- The data is not available in real-time but delayed by at least one quarter.
- The zip code on the Data Collection Form refers to where the screening occurred, not necessarily the home zip code of the children receiving the screening.

Even with limitations, the mappings make the data transparent and provides utility for stakeholders as a quality improvement process. As state agencies, programs, and communities continue to employ developmental screenings as a tool to support children’s development and school readiness, these mappings visually display areas in the state that might be underreporting screenings and need additional supports to increase screenings and referrals. Further, the wide dissemination of the mappings raise awareness of Child Find which may lead to better reporting by both entities and CFCs. Additional fields were added to the Data Collection Form beyond the zip code and future mappings are possible in the future.

**0-5 CHILD FIND  
SCREENING DATA COLLECTION FORM**

*Please refer to the directions when completing this form.*

**SECTION I: IDENTIFYING INFORMATION**

Current Date: _____		Month/Year of Screenings: _____		CFC Submitting Form: _____	
Name of Screening Agency: _____					
Type of Program/Entity <sup>1</sup> : _____			Zip Code of Locations of Screenings: _____		
Screening Tool(s) used: _____					
Contact Person's Name: _____			Phone Number: _____		
Email Address: _____					

If the screening was part of a shared screening event, please check the following box:

**SECTION II: SCREENING INFORMATION**

<b>Report Totals</b>								
Total Children Screened	Age 0-11 months	Age 12-23 months	Age 24-35 months	Age 36-47 months	Age 48-60 months	Age 61+ months	Not Referred	Total Referred

<b>Screenings of Children involved with DCFS</b>		
# of Children in Intact Family Services Screened	# of Children of Teen Wards Screened	# of Children in Foster Care Screened

**SECTION III: SCREENING RESULTS – REFERRAL COUNTS<sup>2</sup>**

<b>Report Totals for Children Ages 0 – 35 Months</b>								
# Referred to EI	# Referred to LEA (ECSE)	# Referred to EHS	# Referred to PI (center-based)	# Referred to Child Care Program	# Referred to HV	# Referred to Other Services	# Referred to Multiple Services	# Referred for Rescreening

<b>Report Totals for Children Ages 36 – 60 Months</b>							
# Referred to LEA (ECSE)	# Referred to PFA	# Referred to HS	# Referred to Child Care Program	# Referred to HV	# Referred to Other Services	# Referred to Multiple Services	# Referred for Rescreening

Please fax or email completed form(s) by \_\_\_\_\_ (*insert timeframe*) to your local Child and Family Connections (CFC) office at the following contact information: \_\_\_\_\_.

You may find your local CFC office by going to the Illinois Department of Human Services office locator at [www.dhs.state.il.us](http://www.dhs.state.il.us). If you have questions regarding this form, please contact the Child Find Project at 1-800-851-6197.

<sup>1</sup> Child Care Provider (CC), Head Start/Early Head Start (HS/EHS), Home Visiting (HV), Multi-Funded Program (MFP), Child and Family Connections (CFC), School District or Local Education Agency (LEA), Early Intervention (EI) Provider, Health Department (HD), Health Care Provider (HC), Women, Infants and Children (WIC), Illinois Department of Children and Family Services (DCFS) or Family Case Management (FCM).

<sup>2</sup> The following are abbreviations used in SECTION III: EI = Early Intervention; EHS = Early Head Start; PI = Prevention Initiative; HV = Home Visiting; PFA = Preschool for All; and HS = Head Start.

## **DIRECTIONS FOR COMPLETING 0-5 CHILD FIND SCREENING, REPORTING AND DATA COLLECTION FORM**

The Illinois State Board of Education (ISBE) operates the Child Find Project (the “Project”). The Project is funded through IDEA Part B, Preschool Discretionary funds to develop and disseminate public awareness materials to Local Education Agencies (LEAs), Special Education Cooperatives, and the Child and Family Connections (CFC) offices. One activity of the Project is to collect data on the number and location of developmental screenings taking place across the State of Illinois for children between 0 and 5 years of age. The purpose of the 0-5 Child Find Screening, Reporting and Data Collection Form (the “Form”) is the collection of said data by the Project. If your program administers developmental screenings, you should report screening data to the Project using the Form. This applies to developmental screenings only and not to other types of screenings, such as those for vision or hearing. Agencies are required to complete each section of the Form.

The following are certain definitions that may be useful when completing the Form:

**Health Department** – A certified public health department of a county or the City of Chicago that strives to meet the public health needs of its jurisdiction.

**Health Care Provider** – A primary care physician, clinic, etc.

**Home Visiting** – A voluntary program serving pregnant women and children up to the age of 5 that promotes positive parenting practices and builds healthy parent-child relationships, which makes them an essential strategy for reducing child abuse and neglect, improving health outcomes for mothers and children, and increasing school readiness. Home visiting services use evidence-based, intensive, outcome-driven models that promote parent-child attachment; provide developmental screening, monitoring, and referrals; and provide linkages to community resources and services. Additional information pertaining to home visiting in Illinois can be found at <http://www.igrowillinois.org/>.

**Multi-Funded Program** – A program receiving separate funds from two or more program funding streams that are integrated or blended in order to pay for total program expenditures.

### **SECTION I: IDENTIFYING INFORMATION**

This information allows the tracking of locations of screenings that occur, what programs or entities are involved in screenings, at what frequency screenings occur in a particular area, and who participates in screening activities.

**Current Date** – Insert the date the screening form is completed.

**Month/Year of Screening** – For cumulative reporting, insert the month and year the screenings took place.

**CFC Submitting Form** – CFCs should insert their CFC #, if a CFC is submitting a completed form.

**Name of Screening Agency** – Insert the name of the agency or provider undertaking the screening. Please note that such an agency or provider may include, but is not limited to, the following: Child Care Provider (CC); Head Start/Early Head Start (HS/EHS); Home Visiting (HV); Multi-Funded Program (MFP); Child and Family Connections (CFC); School District or Local Education Agency (LEA); Early Intervention (EI) Provider; Health Department (HD); Health Care Provider (HC); Women, Infants and

Children (WIC); Illinois Department of Children and Family Services (DCFS); or Family Case Management (FCM).

*This information is gathered for data collection purposes only. If the screening is a joint effort between two or more CFCs or two or more school districts, indicate all CFCs and school districts involved in the joint effort, in order to show the area in which screenings are taking place. If a joint screening takes place with a CFC and a school district, the screenings will be attributed to the CFC or school district based on the ages of the children screened. Separate reports may be submitted if easier on reporting entities.*

**Type of Program/Entity** – Insert the type of program or entity that describes the Screening Agency. Options include the following: Child Care Provider (CC); Head Start/Early Head Start (HS/EHS); Home Visiting (HV); Multi-Funded Program (MFP); Child and Family Connections (CFC); School District or Local Education Agency (LEA); Early Intervention (EI) Provider; Health Department (HD); Health Care Provider (HC); Women, Infants and Children (WIC); Illinois Department of Children and Family Services (DCFS); or Family Case Management (FCM).

**Zip Code of the Locations of Screenings** – Identify the zip code of the location of the screening event. One form should be submitted per event, as such, only one zip code should be entered here.

**Screening Tool** – Identify name of Developmental Screening tool(s) administered (e.g., ASQ3, ASQ-SE, DIAL, Brigance, other) by listing all that apply on the Form. Do not include other screenings performed such as Vision, Hearing, etc.

**Contact Person (Name, Phone Number and Email Address)** – Insert the name, telephone number and email address of the individual in charge of the screening session.

**Name of Agency** – List agency(ies) or individual provider(s) conducting the screening activity(ies), if screening event is community-wide or a joint-effort.

## **SECTION II: SCREENING INFORMATION**

This information allows the tracking of the number of children screened and their age at the time of screening. Please note that the data for Section II refers to the total number of children screened (and is not separated out by zip codes as in Section I above).

**Total Children Screened** – Total number of children screened during event of cumulative monthly report.

**Age 0-61+ Months** – In the appropriate box, indicate the number of children by age who were screened.

**Not Referred** – Children who were screened but no referral was needed.

**Total Referred** – Children who were screened and a referral was needed.

The “Total Children Screened” count in Section II of the Form should equal the number of children referred *plus* the number of children not referred.

For purposes of the Form, a **Referral** occurs when a provider completes a screening and provides

information on how to connect families to a service provider that can meet the child and family's needs as indicated on the screening. Guidance on *referring families* may be found at the websites for (i) ExceleRate Illinois (including, the following link: <http://www.excelerateillinoisproviders.com/docman/resources/91-three-steps-to-screening/file>) and (ii) U.S. Department of Health and Family Services—Office of Administration for Children and Families for *Birth to 5: Watch Me Thrive!* (including, the following link: [https://www.acf.hhs.gov/sites/default/files/ece/ece\\_providers\\_guide\\_march2014.pdf](https://www.acf.hhs.gov/sites/default/files/ece/ece_providers_guide_march2014.pdf))

For purposes of data related to the screenings of children involved with DCFS (which is collected in the second table in Section II), please note the following:

**# of Children in Intact Family Services Screened** – refers to the number of children screened who are involved with DCFS but are not in DCFS protective custody and are residing with their families as part of DCFS's Intact Families program.

**# of Children of Teen Wards Screened** – refers to the number of children screened whose parents are wards of DCFS.

**# of Children in Foster Care Screened** – refers to the number of children screened who are in DCFS care and residing with a foster family.

### **SECTION III: SCREENING RESULTS – REFERRAL COUNTS**

The information submitted here allows the tracking of referrals made for children ages 0-35 months and 36-50 months.

Indicate the number of children referred for further evaluation in the appropriate referral count box identified. If a referral type is not listed, please indicate the name of the agency(ies) receiving referral(s) and the number of children involved. Please note that the numbers used in Section III will overlap and will not always match-up to the number used in the category of "Total Referred" in Section II above.

**# Referred to Other Services** – Indicate the number of children referred to community based programs/agencies (i.e., speech, hearing, vision).

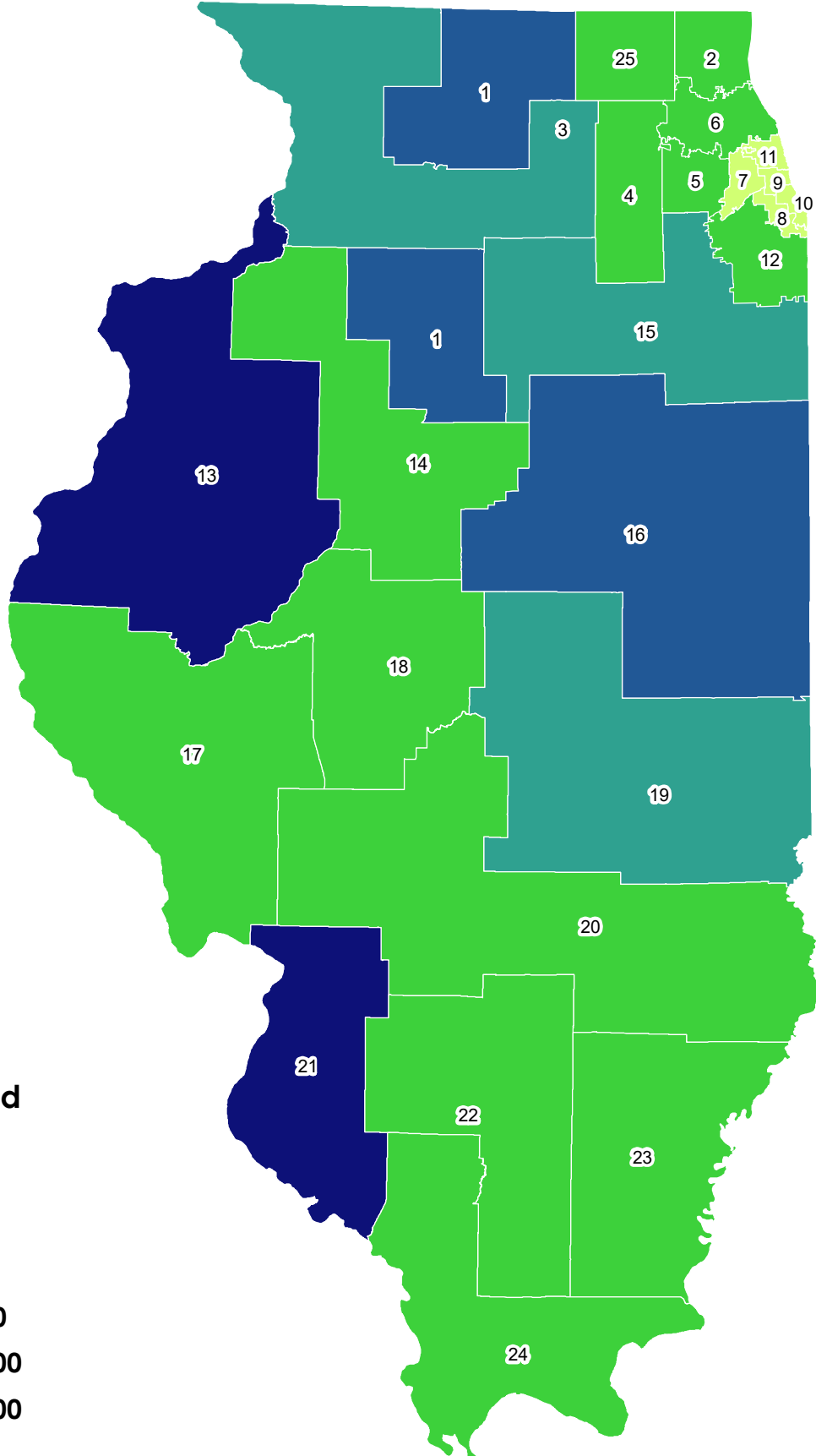
**# Referred for Rescreening** – Indicate the number of children who did not score a concern on the screening, but are determined to benefit from a repeat screening at a later date (due to parent report of functioning variance, unable to screen, other concerns screener may have, etc.).

**# Referred to Multiple Services** – If more than one of the other categories in this Section III has been checked, then also check "Referred for Multiple Services". *Please note that some children may be referred to multiple services and we want to know how many children present like that.*


Please **fax or email** completed reports to the local Child and Family Connections (CFC) office, attention Local Interagency Council (LIC) Coordinator. The LIC Coordinator is responsible for collecting all 0-5 Screening Collection forms relating to screening activities for children 0-5 years of age occurring in the service area. These reports are forwarded monthly to the State's Child Find Project Coordinator for statewide analysis and data compilation.

# Child Find Screening FY2020 Q3

## Total children birth to 5 screened by CFC region



### Total Screened



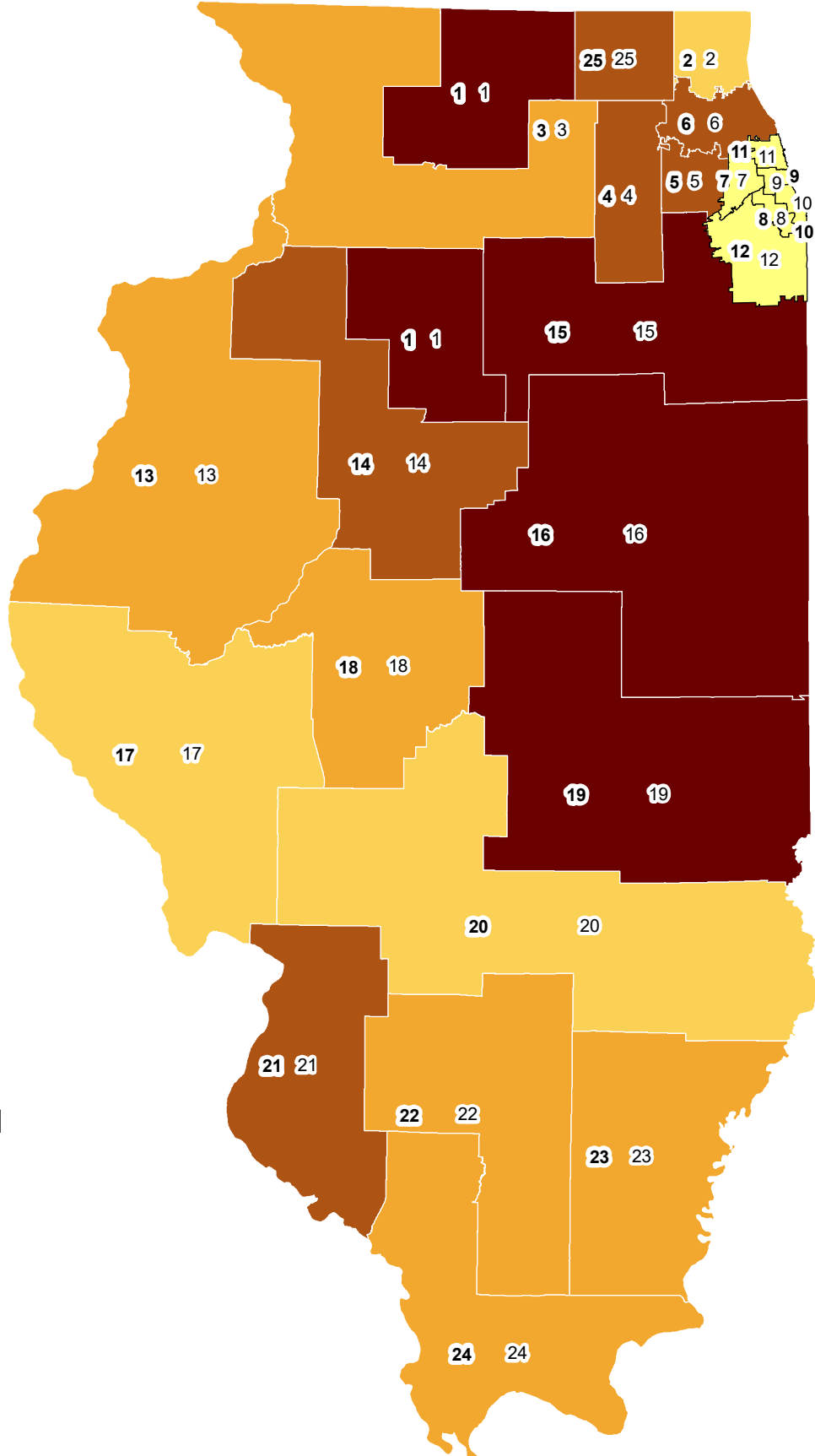
State total: 11,741

Notes: Map doesn't show children screened by CPS, CHDC, and DCFS as they don't have CFC information. The state total includes all data collected.

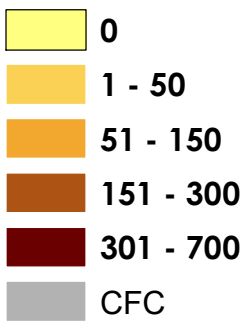


# Child Find Screening FY2020 Q3

## Total children birth to 5 referred by CFC region



### Total Referred

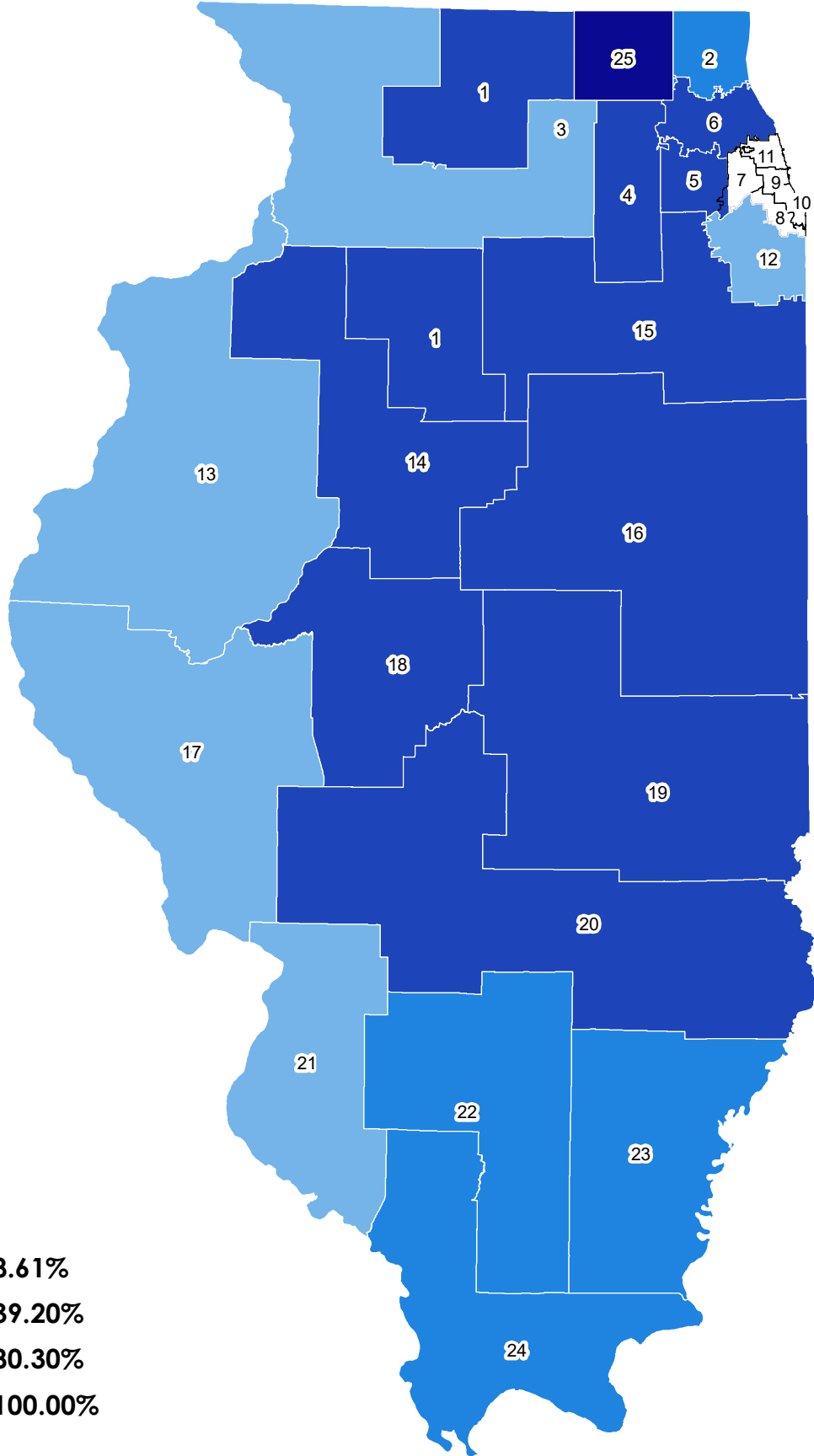


State total referred: 3,944

Notes: Map doesn't show children screened by CPS, CHDC, and DCFS as they don't have CFC information. State total referred includes all data collected.

# Child Find Screening FY2020 Q3

## Percent of children birth to 5 (Total Referred/Total Screened)



### Percent

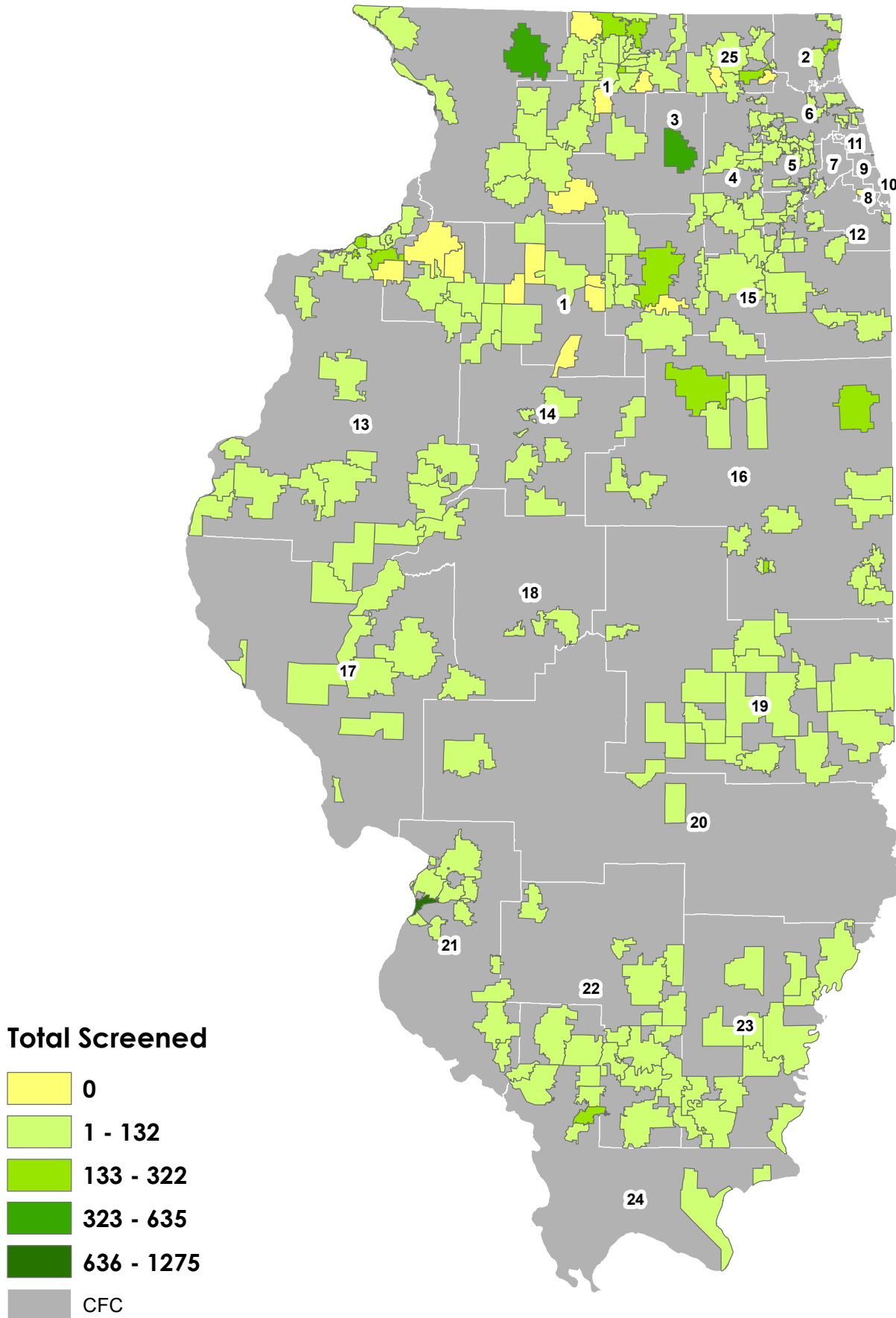
- NA
- 0.00% - 18.61%
- 18.62% - 39.20%
- 39.21% - 80.30%
- 80.31% - 100.00%

State average: 32.85%

Notes: Map doesn't show children screened by CPS, CHDC, and DCFS as they don't have CFC information. The state average averages all data collected.

# Child Find Screening FY2020 Q3

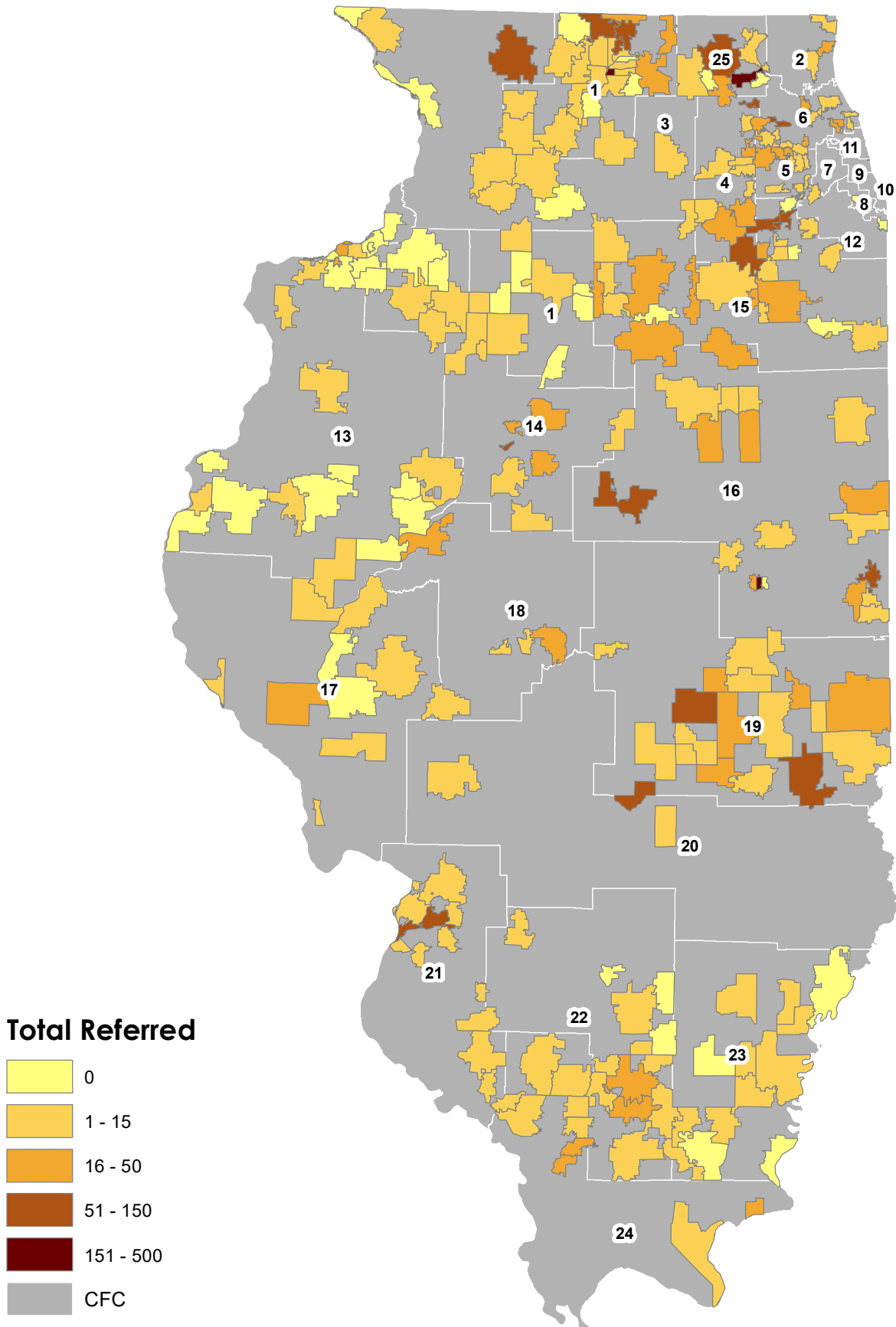
## Total children birth to 5 screened by Zip Code



Notes: Data doesn't include children screened by CPS, CHDC, and DCFS as they don't have zip code information.

# Child Find Screening FY2020 Q3

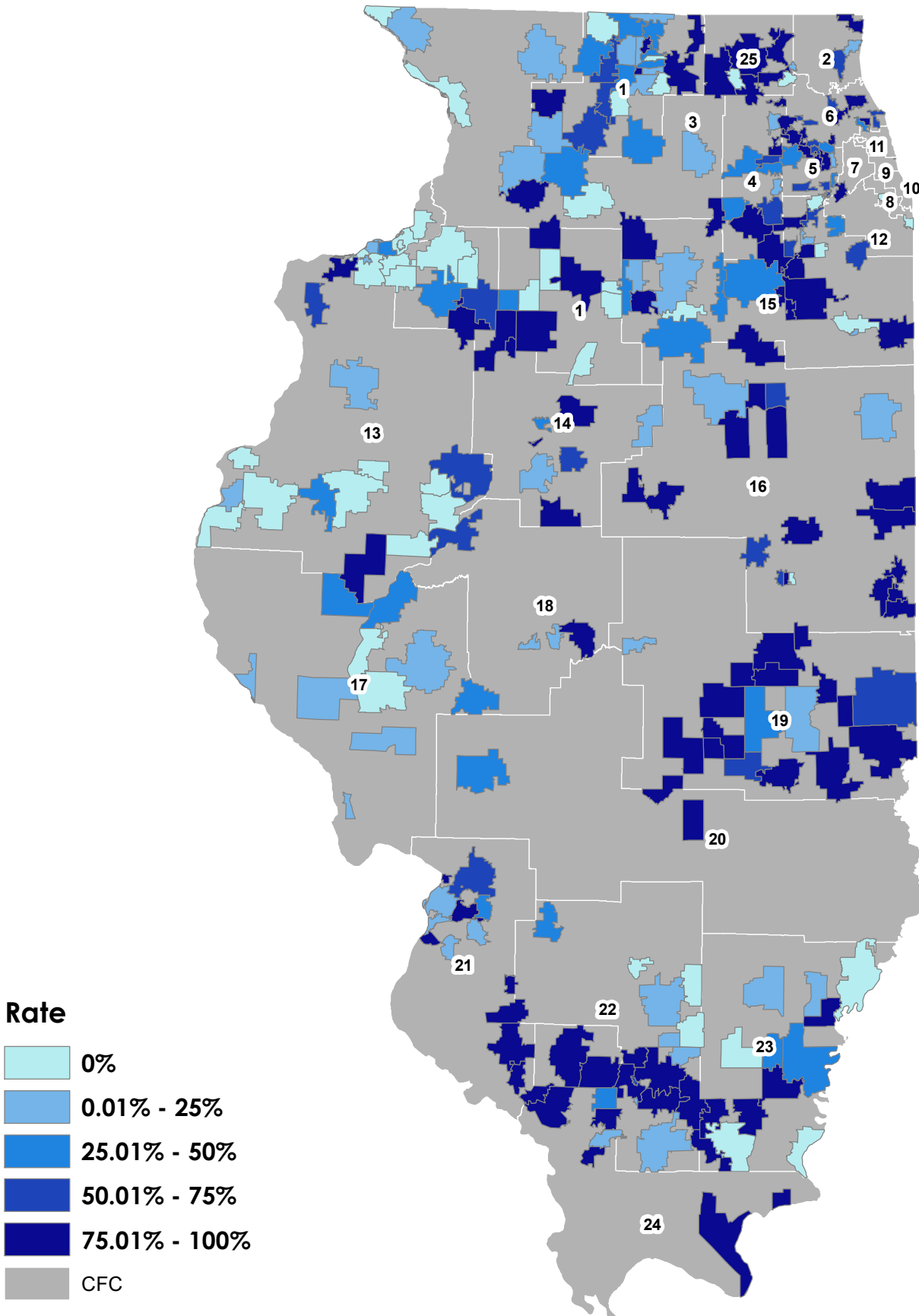
## Total children birth to 5 referred by Zip Code



Notes: Data doesn't include children screened by CPS, CHDC, and DCFS as they don't have zip code information.

# Child Find Screening FY2020 Q3

## Percent of children birth to 5 by Zip Code (Total referred/Total screened)



Notes: Data doesn't include children screened by CPS, CHDC, and DCFS as they don't have zip code information.

### Screenings Reported by CFC/CPS/DCFS and ZIP / FY2020 Q3

Zip Code	Total Screened	Screenings of Children involved with DCFS							# of Children Ages 0 to 3 Referred to										# of Children Ages 3 to 5 Referred to						Sub-Totals										
		Ages (in Months)						Not Referred	Total Referred	In Intact Family Services	Children of Teen Wards	In Foster Care	LEA EI	LEA (ECSE)	EHS	PI (center-based)	Child Care Program	HV	Other Services	Multiple Services	Rescreening	LEA (ECSE)	PFA	HS	Child Care Program	Other HV Services	Multiple Services	Rescreening	Ages 0-35 mos.	Ages 36-61+ mos.					
		0-11	12-23	24-35	36-47	48-60	61+																												
<b>CFC #01</b>	<b>Child &amp; Family Connections, Youth Services Network, Inc., 107 North 3rd Street, Rockford, IL 61107 - Dee Dee Lowery</b>																																		
60180	0	0	0	0	0	0	0	0	0	0	0	0	0	0	0	0	0	0	0	0	0	0	0	0	0	0	0	0	0	0	0	0	0	0	0
61008	35	0	0	0	15	19	1	3	32	0	0	0	0	0	0	0	0	0	0	0	0	0	0	0	0	0	0	29	2	0	0	0	0	35	
61010	7	0	0	0	5	2	0	2	5	1	0	1	0	0	0	0	0	0	0	0	0	1	4	0	0	0	0	0	0	0	0	0	0	7	
61012	19	0	0	5	9	4	1	0	19	0	0	0	0	3	0	0	0	0	0	1	1	2	1	11	0	0	0	4	4	2	5	14			
61016	0	0	0	0	0	0	0	0	0	0	0	0	0	0	0	0	0	0	0	0	0	0	0	0	0	0	0	0	0	0	0	0	0	0	
61024	0	0	0	0	0	0	0	0	0	0	0	0	0	0	0	0	0	0	0	0	0	0	0	0	0	0	0	0	0	0	0	0	0	0	
61030	4	0	0	2	2	0	0	0	4	0	0	0	0	0	0	0	0	0	0	0	0	0	1	0	1	0	0	0	0	0	2	2	2		
61061	7	0	0	0	7	0	0	3	4	0	0	0	0	0	0	0	0	0	0	0	0	4	0	0	0	0	0	0	0	0	0	0	0	7	
61063	16	0	0	1	14	1	0	8	8	0	0	0	0	0	0	0	0	0	0	0	4	0	0	0	0	4	0	0	0	1	15				
61064	50	0	0	14	33	3	0	45	5	0	0	0	1	2	0	0	0	0	0	0	2	0	0	0	0	0	0	0	14	36					
61068	8	0	0	1	7	0	0	4	4	0	0	0	1	0	0	0	0	0	0	0	2	0	0	0	0	0	0	0	1	1	7				
61072	224	0	0	8	54	98	64	159	65	0	0	1	0	6	0	0	0	0	0	0	10	41	0	0	0	0	4	12	8	216					
61073	285	0	1	33	88	103	60	158	127	0	0	1	0	5	0	0	0	0	0	0	8	13	78	0	0	0	0	0	23	34	251				
61079	14	0	0	0	0	10	4	14	0	0	0	0	0	0	0	0	0	0	0	0	0	0	0	0	0	0	0	0	0	0	0	0	14		
61080	126	0	0	10	33	56	27	108	18	0	0	0	0	5	0	0	0	0	0	0	2	9	0	0	0	0	0	0	2	10	116				
61084	0	0	0	0	0	0	0	0	0	0	0	0	0	0	0	0	0	0	0	0	0	0	0	0	0	0	0	0	0	0	0	0	0		
61088	5	0	0	0	2	3	0	2	3	0	0	0	0	0	0	0	0	0	0	0	0	0	0	0	0	3	0	0	0	0	5				
61101	85	10	16	16	9	22	12	75	10	1	0	0	1	0	0	0	0	0	0	0	3	4	0	0	0	0	0	0	2	42	43				
61102	17	6	5	6	0	0	0	11	6	0	0	0	0	0	0	0	0	0	0	0	6	0	0	0	0	0	0	0	0	17	0				
61103	23	8	11	4	0	0	0	21	2	0	0	2	0	0	0	0	0	0	0	0	2	0	0	0	0	0	0	0	0	23	0				
61104	301	14	12	19	179	64	13	59	242	1	0	10	1	0	0	0	0	0	0	0	17	8	225	9	0	0	0	144	127	45	256				
61107	29	7	4	18	0	0	0	21	8	0	0	2	0	0	0	0	0	0	0	0	8	0	0	0	0	0	0	0	0	29	0				
61108	48	7	14	15	4	6	2	42	6	1	0	1	3	0	0	0	0	0	0	0	3	0	0	0	0	0	0	0	36	12					
61109	44	4	13	7	3	11	6	42	2	0	0	1	0	0	0	0	0	0	0	0	2	0	0	0	0	0	0	0	24	20					
61111	17	3	4	3	3	3	1	9	8	0	0	1	0	0	0	0	0	0	0	0	5	1	0	0	0	0	0	2	10	7					
61112	0	0	0	0	0	0	0	0	0	0	0	0	0	0	0	0	0	0	0	0	0	0	0	0	0	0	0	0	0	0	0	0			
61114	4	1	0	3	0	0	0	4	0	0	0	0	0	0	0	0	0	0	0	0	0	0	0	0	0	0	0	0	4	0					
61115	57	5	3	5	18	23	3	0	57	0	0	0	4	0	0	8	0	0	0	0	1	9	35	0	0	0	0	0	13	44					
61235	0	0	0	0	0	0	0	0	0	0	0	0	0	0	0	0	0	0	0	0	0	0	0	0	0	0	0	0	0	0	0	0	0		
61238	1	1	0	0	0	0	0	0	1	0	0	0	0	0	0	0	0	1	0	0	0	0	0	0	0	0	0	0	1	0					
61254	0	0	0	0	0	0	0	0	0	0	0	0	0	0	0	0	0	0	0	0	0	0	0	0	0	0	0	0	0	0	0	0	0		
61273	0	0	0	0	0	0	0	0	0	0	0	0	0	0	0	0	0	0	0	0	0	0	0	0	0	0	0	0	0	0	0	0	0		
61301	1	0	0	0	0	1	0	1	0	0	0	0	0	0	0	0	0	0	0	0	0	0	0	0	0	0	0	0	0	0	0	0	1		

### Screenings Reported by CFC/CPS/DCFS and ZIP / FY2020 Q3

Zip Code	Total Screened	Ages (in Months)						Not Referred	Total Referred	Screenings of Children involved with DCFS			# of Children Ages 0 to 3 Referred to								# of Children Ages 3 to 5 Referred to					Sub-Totals						
		0-11	12-23	24-35	36-47	48-60	61+			In Intact Family Services	Children of Teen Wards	In Foster Care	EI	LEA (ECSE)	EHS	PI (center-based)	Child Care Program	HV	Other Services	Multiple Services	Rescreening	LEA (ECSE)	PFA	HS	Child Care Program	Other HV Services	Multiple Services	Rescreening	Ages 0-35 mos.	Ages 36-61+ mos.		
61310	0	0	0	0	0	0	0	0	0	0	0	0	0	0	0	0	0	0	0	0	0	0	0	0	0	0	0	0	0	0	0	0
61314	0	0	0	0	0	0	0	0	0	0	0	0	0	0	0	0	0	0	0	0	0	0	0	0	0	0	0	0	0	0	0	0
61325	0	0	0	0	0	0	0	0	0	0	0	0	0	0	0	0	0	0	0	0	0	0	0	0	0	0	0	0	0	0	0	0
61326	0	0	0	0	0	0	0	0	0	0	0	0	0	0	0	0	0	0	0	0	0	0	0	0	0	0	0	0	0	0	0	0
61345	3	0	1	0	0	1	1	2	1	0	0	0	0	0	0	1	0	0	0	0	0	0	0	0	0	0	0	0	0	1	2	
61348	0	0	0	0	0	0	0	0	0	0	0	0	0	0	0	0	0	0	0	0	0	0	0	0	0	0	0	0	0	0	0	0
61350	0	0	0	0	0	0	0	0	0	0	0	0	0	0	0	0	0	0	0	0	0	0	0	0	0	0	0	0	0	0	0	0
61354	1	0	0	0	1	0	0	1	0	0	0	0	0	0	0	0	0	0	0	0	0	0	0	0	0	0	0	0	0	0	0	1
61356	14	0	2	4	4	4	0	2	12	0	0	0	0	0	3	1	0	0	0	0	8	0	0	0	0	0	0	0	6	8		
61362	0	0	0	0	0	0	0	0	0	0	0	0	0	0	0	0	0	0	0	0	0	0	0	0	0	0	0	0	0	0	0	0
61376	2	1	1	0	0	0	0	0	2	0	0	0	0	0	2	0	0	0	0	0	0	0	0	0	0	0	0	0	2	0	0	
61379	0	0	0	0	0	0	0	0	0	0	0	0	0	0	0	0	0	0	0	0	0	0	0	0	0	0	0	0	0	0	0	0
61421	6	2	3	1	0	0	0	0	6	0	0	0	0	0	6	0	0	0	0	0	0	0	0	0	0	0	0	0	6	0	0	
61434	1	0	0	1	0	0	0	0	1	0	0	0	0	0	1	0	0	0	0	0	0	0	0	0	0	0	0	0	1	0	0	
61443	13	5	7	1	0	0	0	0	13	0	0	0	1	0	12	0	0	0	0	0	0	0	0	0	0	0	0	13	0	0	0	
61483	1	0	0	1	0	0	0	0	1	0	0	0	0	0	1	0	0	0	0	0	0	0	0	0	0	0	0	1	0	0	0	
61491	2	0	0	2	0	0	0	0	2	0	0	0	0	0	2	0	0	0	0	0	0	0	0	0	0	0	0	2	0	0	0	
61540	0	0	0	0	0	0	0	0	0	0	0	0	0	0	0	0	0	0	0	0	0	0	0	0	0	0	0	0	0	0	0	0
<b>TOTAL</b>	<b>1470</b>	<b>74</b>	<b>97</b>	<b>180</b>	<b>490</b>	<b>434</b>	<b>195</b>	<b>796</b>	<b>674</b>	<b>4</b>	<b>0</b>	<b>20</b>	<b>12</b>	<b>21</b>	<b>0</b>	<b>8</b>	<b>0</b>	<b>29</b>	<b>2</b>	<b>1</b>	<b>61</b>	<b>73</b>	<b>403</b>	<b>9</b>	<b>1</b>	<b>0</b>	<b>40</b>	<b>154</b>	<b>171</b>	<b>351</b>	<b>1119</b>	

**CFC #02 Child & Family Connections, Lake County Health Department, 3010 Grand Ave, 2nd Floor, Waukegan, IL 60085 - Donna Musser**

60048	13	0	0	0	3	8	2	6	7	0	0	0	0	0	0	0	0	0	0	0	0	0	0	0	0	6	0	1	0	13	
60085	158	42	46	61	5	4	0	131	27	0	0	0	16	3	0	0	0	2	2	0	0	9	0	0	0	0	0	0	0	149	9
60099	12	0	0	1	5	5	1	2	10	0	0	0	0	1	0	0	0	0	0	0	9	0	0	0	0	0	0	0	1	11	
<b>TOTAL</b>	<b>183</b>	<b>42</b>	<b>46</b>	<b>62</b>	<b>13</b>	<b>17</b>	<b>3</b>	<b>139</b>	<b>44</b>	<b>0</b>	<b>0</b>	<b>0</b>	<b>16</b>	<b>4</b>	<b>0</b>	<b>0</b>	<b>0</b>	<b>2</b>	<b>2</b>	<b>0</b>	<b>0</b>	<b>18</b>	<b>0</b>	<b>0</b>	<b>0</b>	<b>0</b>	<b>6</b>	<b>0</b>	<b>1</b>	<b>150</b>	<b>33</b>

**CFC #03 Child & Family Connections, Regional Office of Education for Carroll, Jo Daviess, & Stephenson Co., 27 S State Ave, Ste 101, Freeport, IL 61032 - Angela Hodges**

60115	490	263	110	40	44	33	0	478	12	0	0	0	0	0	0	0	0	0	0	0	0	0	0	0	0	0	0	0	0	413	77
60548	3	0	0	0	3	0	0	0	3	0	0	1	0	0	0	0	0	0	0	0	0	2	0	0	0	1	0	0	0	0	3
61021	48	22	2	10	11	2	1	35	13	0	0	0	0	0	0	0	0	0	0	0	1	10	1	0	0	1	1	0	34	14	
61025	2	2	0	0	0	0	0	2	0	0	0	0	0	0	0	0	0	0	0	0	0	0	0	0	0	0	0	0	2	0	0
61032	381	238	74	35	21	12	1	305	76	0	0	1	15	1	0	0	0	0	0	0	0	8	1	0	0	0	0	0	1	347	34

### Screenings Reported by CFC/CPS/DCFS and ZIP / FY2020 Q3

Zip Code	Total Screened	Ages (in Months)							Not Referred	Total Referred	Screenings of Children involved with DCFS			# of Children Ages 0 to 3 Referred to								# of Children Ages 3 to 5 Referred to					Sub-Totals			
		0-11	12-23	24-35	36-47	48-60	61+	In Intact Family Services			Children of Teen Wards	In Foster Care	LEA EI	LEA (ECSE)	EHS	PI (center-based)	Child Care Program	HV	Other Services	Multiple Services	Rescreening	LEA (ECSE)	PFA	HS	Child Care Program	Other HV Services	Multiple Services	Rescreening	Ages 0-35 mos.	Ages 36-61+ mos.
		61036	8	2	0	6	0	0			0	7	1	0	0	0	1	0	0	0	0	0	0	0	0	0	0	0	0	0
61071	15	0	0	1	14	0	0	0	15	0	0	0	0	1	0	0	0	0	0	0	3	11	0	0	0	0	0	1	14	
61074	8	4	0	4	0	0	0	8	0	0	0	0	0	0	0	0	0	0	0	0	0	0	0	0	0	0	0	8	0	
61081	39	11	9	14	3	2	0	37	2	0	0	0	0	0	0	0	0	0	0	1	0	0	0	0	0	0	1	34	5	
<b>TOTAL</b>	<b>994</b>	<b>542</b>	<b>195</b>	<b>110</b>	<b>96</b>	<b>49</b>	<b>2</b>	<b>872</b>	<b>122</b>	<b>0</b>	<b>0</b>	<b>2</b>	<b>16</b>	<b>2</b>	<b>0</b>	<b>0</b>	<b>0</b>	<b>0</b>	<b>0</b>	<b>0</b>	<b>0</b>	<b>0</b>	<b>0</b>	<b>0</b>	<b>0</b>	<b>2</b>	<b>1</b>	<b>2</b>	<b>847</b>	<b>147</b>

**CFC #04 Child & Family Connections, DayOne PACT, 1551 E Fabyan Pkwy, Geneva, IL 60134 - Ellana Mavromatis**

60109	9	0	0	0	5	3	1	6	3	0	0	0	0	0	0	0	0	0	0	3	0	0	0	0	0	0	0	0	9		
60110	82	6	3	4	40	29	0	19	63	0	0	0	2	0	0	0	0	4	0	1	0	6	50	0	0	2	0	0	13	69	
60119	11	0	1	1	4	5	0	7	4	0	0	0	1	0	0	0	0	0	0	1	0	0	0	0	0	0	1	2	9		
60120	25	0	0	2	19	4	0	1	24	0	0	0	0	0	0	0	0	0	0	0	13	0	0	0	9	0	2	2	23		
60123	58	4	9	12	20	13	0	49	9	0	0	0	2	0	0	0	0	0	0	0	7	0	0	0	0	0	0	25	33		
60134	25	0	0	0	13	11	1	12	13	0	0	1	0	0	0	0	0	0	0	13	0	0	0	0	0	3	3	0	25		
60174	23	0	0	2	11	8	2	5	18	0	0	0	0	0	0	0	0	0	0	10	8	0	0	0	0	0	0	2	21		
60505	132	32	45	48	4	3	0	119	13	0	0	0	7	0	0	0	0	8	0	4	0	2	0	0	0	0	0	125	7		
60510	16	0	0	5	4	6	1	8	8	0	0	0	0	0	0	0	0	0	0	2	0	0	0	0	4	0	1	5	11		
60543	68	0	0	0	39	26	3	26	42	0	0	0	0	0	0	0	0	0	0	21	18	0	0	0	0	8	11	0	68		
60545	20	0	0	0	11	7	2	13	7	0	0	1	0	0	0	0	0	0	0	3	2	0	0	0	0	0	3	0	20		
60560	31	0	0	0	21	8	2	4	27	0	0	0	0	0	0	0	0	0	0	0	14	0	0	0	0	0	13	0	31		
<b>TOTAL</b>	<b>500</b>	<b>42</b>	<b>58</b>	<b>74</b>	<b>191</b>	<b>123</b>	<b>12</b>	<b>269</b>	<b>231</b>	<b>0</b>	<b>0</b>	<b>2</b>	<b>12</b>	<b>0</b>	<b>0</b>	<b>0</b>	<b>0</b>	<b>12</b>	<b>0</b>	<b>5</b>	<b>2</b>	<b>61</b>	<b>112</b>	<b>0</b>	<b>0</b>	<b>0</b>	<b>15</b>	<b>11</b>	<b>34</b>	<b>174</b>	<b>326</b>

**CFC #05 Child & Family Connections, DayOne PACT, 750 Warrenville Rd, Ste 300, Lisle, IL 60532 - Marianne McGuire**

60101	19	0	0	0	10	9	0	10	9	0	0	0	0	0	0	0	0	0	0	1	8	0	0	0	0	0	0	0	19	
60103	14	0	0	2	9	3	0	1	13	0	0	0	0	1	0	0	0	0	0	0	7	0	0	0	2	0	2	2	12	
60108	9	0	0	1	7	1	0	4	5	0	0	0	1	0	0	0	0	0	0	2	0	0	0	0	0	0	2	1	8	
60133	8	0	0	0	6	2	0	0	8	0	0	0	0	0	0	0	0	0	0	1	7	0	0	0	0	0	0	0	8	
60137	11	2	4	4	1	0	0	0	11	0	0	0	0	0	0	0	0	1	0	9	0	0	1	0	0	0	0	10	1	
60139	43	2	1	4	21	12	3	16	27	0	0	0	3	0	0	0	0	1	5	4	2	2	17	0	0	0	0	1	7	36
60148	7	0	0	7	0	0	0	0	7	0	0	0	1	0	0	0	0	0	3	0	3	0	0	0	0	0	0	7	0	
60181	4	0	0	0	3	1	0	3	1	0	0	0	0	0	0	0	0	0	0	1	0	0	0	0	0	0	0	0	4	
60185	52	9	10	19	8	6	0	31	21	0	0	0	5	5	0	0	0	0	0	0	11	3	0	0	0	3	0	38	14	
60188	20	0	0	6	9	5	0	1	19	0	0	0	0	1	0	0	0	0	2	0	4	4	5	0	0	0	2	1	6	14



### Screenings Reported by CFC/CPS/DCFS and ZIP / FY2020 Q3

Zip Code	Total Screened	Ages (in Months)						Not Referred	Total Referred	Screenings of Children involved with DCFS			# of Children Ages 0 to 3 Referred to								# of Children Ages 3 to 5 Referred to					Sub-Totals					
		0-11	12-23	24-35	36-47	48-60	61+			In Intact Family Services	Children of Teen Wards	In Foster Care	EI	LEA (ECSE)	EHS	PI (center-based)	Child Care Program	HV	Other Services	Multiple Services	Rescreening	LEA (ECSE)	PFA	HS	Child Care Program	Other HV Services	Multiple Services	Rescreening	Ages 0-35 mos.	Ages 36-61+ mos.	
60191	19	0	0	2	15	2	0	0	19	0	0	0	0	2	0	0	0	0	0	0	0	17	0	0	0	0	0	0	2	17	
60516	9	0	0	0	3	6	0	4	5	0	0	0	0	0	0	0	0	0	0	0	4	0	0	0	0	0	0	1	0	9	
60527	6	0	0	0	5	1	0	0	6	0	0	0	0	0	0	0	0	0	0	0	0	3	0	0	3	0	0	0	6		
60540	11	1	4	6	0	0	0	3	8	0	0	0	1	0	4	0	1	3	0	0	0	0	0	0	0	0	11	0			
60559	9	0	0	1	4	4	0	5	4	0	0	0	0	0	0	0	0	1	3	0	0	0	0	0	0	0	1	8			
<b>TOTAL</b>	<b>241</b>	<b>14</b>	<b>19</b>	<b>52</b>	<b>101</b>	<b>52</b>	<b>3</b>	<b>78</b>	<b>163</b>	<b>0</b>	<b>0</b>	<b>0</b>	<b>11</b>	<b>9</b>	<b>0</b>	<b>1</b>	<b>0</b>	<b>5</b>	<b>11</b>	<b>5</b>	<b>23</b>	<b>18</b>	<b>72</b>	<b>7</b>	<b>0</b>	<b>0</b>	<b>5</b>	<b>5</b>	<b>7</b>	<b>85</b>	<b>156</b>

**CFC #06 Child & Family Connections, Clearbrook, 1835 W Central Rd, Arlington Heights, IL 60005 - Jason Tietz**

60004	24	0	0	12	6	5	1	8	16	0	0	0	4	0	0	0	0	0	0	0	12	0	0	0	0	0	0	0	12	12	
60053	32	0	0	2	24	5	1	1	31	0	0	0	0	0	0	2	0	0	0	5	22	0	0	0	0	2	0	2	30		
60056	17	0	0	6	9	2	0	4	13	0	0	0	0	2	0	0	0	0	4	2	0	0	0	4	0	0	6	11			
60062	5	0	0	0	1	4	0	0	5	0	0	0	0	0	0	0	0	0	5	0	0	0	0	0	0	0	0	0	5		
60076	14	0	0	0	7	6	1	6	8	0	0	0	0	0	0	0	0	0	6	0	0	0	0	0	3	0	0	0	14		
60091	20	0	0	4	4	12	0	9	11	0	0	1	0	3	0	0	0	0	8	0	0	0	0	0	0	0	4	16			
60194	100	3	4	14	50	27	2	31	69	0	0	0	3	0	0	0	0	11	0	0	5	41	0	0	0	9	0	21	79		
60714	41	0	0	13	11	13	4	24	17	0	0	0	0	7	0	0	0	0	0	3	0	0	0	0	0	0	6	13	28		
<b>TOTAL</b>	<b>253</b>	<b>3</b>	<b>4</b>	<b>51</b>	<b>112</b>	<b>74</b>	<b>9</b>	<b>83</b>	<b>170</b>	<b>0</b>	<b>0</b>	<b>1</b>	<b>7</b>	<b>12</b>	<b>0</b>	<b>0</b>	<b>0</b>	<b>11</b>	<b>3</b>	<b>0</b>	<b>1</b>	<b>48</b>	<b>65</b>	<b>0</b>	<b>0</b>	<b>0</b>	<b>16</b>	<b>2</b>	<b>6</b>	<b>58</b>	<b>195</b>

**CFC #08 Child & Family Connections, Easter Seals of Metropolitan Chicago, 9455 S Hoyne Ave, Chicago, IL 60643 - Marlene Stroube**

60805	0	0	0	0	0	0	0	0	0	0	0	0	0	0	0	0	0	0	0	0	0	0	0	0	0	0	0	0	0	0
<b>TOTAL</b>	<b>0</b>	<b>0</b>	<b>0</b>	<b>0</b>	<b>0</b>	<b>0</b>	<b>0</b>	<b>0</b>	<b>0</b>	<b>0</b>	<b>0</b>	<b>0</b>	<b>0</b>	<b>0</b>	<b>0</b>	<b>0</b>	<b>0</b>	<b>0</b>	<b>0</b>	<b>0</b>	<b>0</b>	<b>0</b>	<b>0</b>	<b>0</b>	<b>0</b>	<b>0</b>	<b>0</b>	<b>0</b>	<b>0</b>	<b>0</b>

**CFC #12 Child & Family Connections, Easter Seals of Metropolitan Chicago, 17300 S Ozark Ave - North Bldg, Tinley Park, IL 60477 - Peter Byrne**

60409	9	0	0	7	2	0	0	9	0	0	0	0	0	0	0	0	0	0	0	0	0	0	0	0	0	0	0	7	2
<b>TOTAL</b>	<b>9</b>	<b>0</b>	<b>0</b>	<b>7</b>	<b>2</b>	<b>0</b>	<b>0</b>	<b>9</b>	<b>0</b>	<b>0</b>	<b>0</b>	<b>0</b>	<b>0</b>	<b>0</b>	<b>0</b>	<b>0</b>	<b>0</b>	<b>0</b>	<b>0</b>	<b>0</b>	<b>0</b>	<b>0</b>	<b>0</b>	<b>0</b>	<b>0</b>	<b>0</b>	<b>7</b>	<b>2</b>	

**CFC #13 Child & Family Connections, Regional Office of Education #26, 130 S Lafayette St, Ste 200, Macomb, IL 61455 - Chuck Farr**

61201	238	162	56	20	0	0	0	210	28	226	0	0	24	0	0	0	0	0	4	0	0	0	0	0	0	0	0	238	0
61239	1308	0	0	59	540	502	111	0	0	0	0	0	0	0	0	0	0	0	0	0	0	0	0	0	0	0	330	59	1153
61240	256	0	0	8	173	65	10	1	0	0	0	0	0	0	0	0	0	0	0	0	0	0	0	0	0	54	8	248	
61244	6	2	1	3	0	0	0	6	0	0	0	0	0	0	0	0	0	0	0	0	0	0	0	0	0	0	6	0	

### Screenings Reported by CFC/CPS/DCFS and ZIP / FY2020 Q3

Zip Code	Total Screened	Screenings of Children involved with DCFS							# of Children Ages 0 to 3 Referred to										# of Children Ages 3 to 5 Referred to						Sub-Totals							
		Ages (in Months)						Not Referred	Total Referred	In Intact Family Services	Children of Teen Wards	In Foster Care	EI	LEA (ECSE)	EHS	PI (center-based)	Child Care Program	HV	Other Services	Multiple Services	Rescreening	LEA (ECSE)	PFA	HS	Child Care Program	HV	Other Services	Multiple Services	Rescreening	Ages 0-35 mos.	Ages 36-61+ mos.	
		0-11	12-23	24-35	36-47	48-60	61+																									
61260	3	0	0	2	1	0	0	1	2	0	0	0	0	0	0	0	0	2	0	0	0	0	0	0	0	0	0	0	0	2	1	
61264	3	1	0	2	0	0	0	3	0	0	0	1	0	0	0	0	0	0	0	0	0	0	0	0	0	0	0	0	3	0		
61265	27	3	10	14	0	0	0	19	8	1	0	0	3	0	0	0	0	0	5	0	0	0	0	0	0	0	0	0	27	0		
61275	1	0	1	0	0	0	0	1	0	0	0	0	0	0	0	0	0	0	0	0	0	0	0	0	0	0	0	1	0			
61282	1	0	0	1	0	0	0	1	0	0	0	0	0	0	0	0	0	0	0	0	0	0	0	0	0	0	0	1	0			
61284	1	0	0	1	0	0	0	0	1	0	0	0	1	0	0	0	0	0	0	0	0	0	0	0	0	0	0	1	0			
61422	2	1	0	1	0	0	0	2	0	1	0	0	0	0	0	0	0	0	0	0	0	0	0	0	0	0	0	2	0			
61427	1	0	0	1	0	0	0	1	0	0	0	0	0	0	0	0	0	0	0	0	0	0	0	0	0	0	0	1	0			
61431	1	0	0	1	0	0	0	1	0	0	0	0	0	0	0	0	0	0	0	0	0	0	0	0	0	0	0	1	0			
61455	6	4	1	1	0	0	0	6	0	1	0	0	0	0	0	0	0	0	0	0	0	0	0	0	0	0	0	6	0			
61462	36	2	3	4	13	13	1	32	4	0	0	1	0	0	0	0	0	0	0	0	1	0	0	0	0	0	0	3	9	27		
61501	4	0	4	0	0	0	0	4	0	0	0	1	0	0	0	0	0	0	0	0	0	0	0	0	0	0	0	4	0			
61520	7	1	1	5	0	0	0	3	4	0	0	0	0	0	0	0	0	0	0	0	0	4	0	0	0	0	0	7	0			
61542	3	0	1	2	0	0	0	3	0	0	0	0	0	0	0	0	0	0	0	0	0	0	0	0	0	0	0	3	0			
62321	2	1	1	0	0	0	0	2	0	0	0	0	0	0	0	0	0	0	0	0	0	0	0	0	0	0	0	2	0			
62326	2	1	0	1	0	0	0	1	1	0	0	0	0	0	0	0	0	0	0	0	0	1	0	0	0	0	0	2	0			
62341	4	0	1	3	0	0	0	3	1	0	0	1	0	0	0	0	0	0	0	0	0	1	0	0	0	0	0	4	0			
62358	1	0	0	1	0	0	0	1	0	0	0	0	0	0	0	0	0	0	0	0	0	0	0	0	0	0	0	1	0			
62379	3	0	1	2	0	0	0	3	0	0	0	0	0	0	0	0	0	0	0	0	0	0	0	0	0	0	0	3	0			
62681	8	0	0	0	7	1	0	0	8	8	0	0	0	0	0	0	0	0	0	0	0	8	0	0	0	0	0	0	8	0		
<b>TOTAL</b>	<b>1924</b>	<b>178</b>	<b>81</b>	<b>132</b>	<b>734</b>	<b>581</b>	<b>122</b>	<b>304</b>	<b>57</b>	<b>237</b>	<b>0</b>	<b>4</b>	<b>28</b>	<b>0</b>	<b>0</b>	<b>0</b>	<b>0</b>	<b>0</b>	<b>11</b>	<b>0</b>	<b>58</b>	<b>1</b>	<b>14</b>	<b>0</b>	<b>0</b>	<b>0</b>	<b>0</b>	<b>0</b>	<b>0</b>	<b>387</b>	<b>391</b>	<b>1437</b>

**CFC #14 Child & Family Connections, 3000 W Rohmann Ave., West Peoria, IL 61604 - Michelle Harr**

61238	1	0	0	0	0	0	1	1	0	0	0	0	0	0	0	0	0	0	0	0	0	0	0	0	0	0	0	0	0	1
61443	9	0	0	0	4	4	1	7	2	0	0	0	0	0	0	0	0	0	0	0	0	0	0	0	0	0	2	0	9	0
61548	20	0	0	1	12	7	0	4	16	0	0	0	0	0	0	0	1	0	0	6	7	0	0	0	1	0	1	1	19	0
61550	31	0	0	4	13	13	1	15	16	0	0	0	0	0	0	0	0	0	14	0	0	0	0	0	0	2	4	27	0	
61554	29	8	13	8	0	0	0	28	1	0	0	0	1	0	0	0	0	0	0	0	0	0	0	0	0	0	0	29	0	0
61605	96	0	2	17	49	21	7	10	86	2	0	4	1	2	0	12	0	0	0	1	14	48	0	0	0	4	0	4	19	77
61614	108	3	13	14	61	16	1	78	30	0	0	1	4	1	0	0	0	0	0	18	0	0	0	0	0	0	7	30	78	0

### Screenings Reported by CFC/CPS/DCFS and ZIP / FY2020 Q3

Zip Code	Total Screened	Screenings of Children involved with DCFS							# of Children Ages 0 to 3 Referred to										# of Children Ages 3 to 5 Referred to						Sub-Totals									
		Ages (in Months)						Not Referred	Total Referred	In Intact Family Services	Children of Teen Wards	In Foster Care	EI	LEA (ECSE)	EHS	PI (center-based)	Child Care Program	HV	Other Services	Multiple Services	Rescreening	LEA (ECSE)	PFA	HS	Child Care Program	Other HV Services	Multiple Services	Rescreening	Ages 0-35 mos.	Ages 36-61+ mos.				
0-11	12-23	24-35	36-47	48-60	61+																													
61734	3	0	0	0	1	0	2	0	3	0	0	1	0	0	0	0	0	0	0	0	0	3	0	0	0	0	0	0	0	0	0	0	0	3
<b>TOTAL</b>	<b>297</b>	<b>11</b>	<b>28</b>	<b>44</b>	<b>140</b>	<b>61</b>	<b>13</b>	<b>143</b>	<b>154</b>	<b>2</b>	<b>0</b>	<b>6</b>	<b>6</b>	<b>3</b>	<b>0</b>	<b>12</b>	<b>0</b>	<b>0</b>	<b>1</b>	<b>0</b>	<b>1</b>	<b>55</b>	<b>55</b>	<b>0</b>	<b>0</b>	<b>0</b>	<b>0</b>	<b>5</b>	<b>0</b>	<b>16</b>	<b>83</b>	<b>214</b>		

**CFC #15 Child & Family Connections, Services of Will, Grundy, & Kankakee Counties, Inc., 2300 Glenwood Ave, Joliet, IL 60435 - Rachel Cimino**

60404	53	1	0	6	30	14	2	20	33	0	0	0	1	0	0	0	0	0	0	0	5	24	0	0	0	0	0	0	0	3	7	46
60408	17	0	0	5	10	2	0	2	15	1	0	1	0	0	0	0	0	0	0	1	3	11	0	0	0	0	0	0	0	0	5	12
60410	11	0	0	2	4	3	2	0	11	0	0	0	0	0	0	0	0	0	0	0	1	10	0	0	0	0	0	0	0	2	9	
60416	22	0	1	0	13	6	2	1	21	0	0	0	0	0	0	0	0	0	0	0	9	12	0	0	0	0	0	0	0	1	21	
60423	4	0	0	0	1	1	2	1	3	0	0	0	0	0	0	0	0	0	0	0	0	3	0	0	0	0	0	0	0	0	4	
60433	1	1	0	0	0	0	0	1	0	0	0	0	0	0	0	0	0	0	0	0	0	0	0	0	0	0	0	0	0	1	0	
60435	87	23	38	26	0	0	0	72	15	0	0	1	12	0	0	0	0	0	0	0	0	0	0	0	0	0	0	0	0	0	87	0
60436	17	1	0	0	9	6	1	2	15	0	0	1	0	0	0	0	0	0	0	0	3	9	1	0	0	0	0	0	2	1	16	
60440	2	1	0	1	0	0	0	2	0	0	0	0	0	0	0	0	0	0	0	0	0	0	0	0	0	0	0	0	0	2	0	
60446	125	0	1	0	64	56	4	37	88	0	0	0	1	0	0	0	0	0	0	0	21	23	0	0	0	0	0	0	43	1	124	
60447	51	0	0	0	39	11	1	0	51	0	0	1	0	0	0	0	0	0	0	0	5	41	0	0	0	0	0	0	5	0	51	
60450	14	5	4	3	2	0	0	9	5	0	0	0	4	0	0	0	0	0	0	0	1	0	0	0	0	0	0	0	0	12	2	
60481	22	0	1	10	10	1	0	1	21	0	0	0	0	4	0	0	0	0	0	0	2	12	0	0	0	0	0	0	3	11	11	
60491	6	1	1	4	0	0	0	4	2	0	0	0	1	0	0	0	0	0	1	0	0	0	0	0	0	0	0	0	6	0		
60544	70	0	0	33	15	22	0	6	64	0	0	1	0	0	0	0	0	0	0	0	47	17	0	0	0	0	0	0	0	33	37	
60914	3	1	1	1	0	0	0	3	0	0	0	0	0	0	0	0	0	0	0	0	0	0	0	0	0	0	0	0	0	3	0	
60915	51	12	21	13	4	1	0	42	9	0	0	0	5	1	0	0	0	0	0	0	0	2	0	0	0	0	0	0	0	46	5	
60954	5	0	0	1	3	1	0	0	5	0	0	0	0	0	0	0	0	0	0	1	0	3	0	0	0	0	0	0	1	1	4	
61301	74	0	0	2	29	36	7	68	6	0	0	0	0	0	0	0	0	0	0	0	2	0	0	0	0	4	0	0	2	72		
61342	13	0	0	0	7	6	0	0	13	0	0	0	0	0	0	0	0	0	0	0	0	10	0	0	0	2	0	1	0	13		
61348	9	0	0	0	7	2	0	0	9	0	0	0	0	0	0	0	0	0	0	0	1	5	0	0	0	3	0	0	0	9		
61350	152	0	0	0	58	70	24	135	17	0	0	0	0	0	0	0	0	0	0	0	0	0	0	10	0	4	0	3	0	152		
61354	63	0	0	0	29	28	6	35	28	0	0	0	0	0	0	0	0	0	0	0	4	17	0	0	0	4	0	3	0	63		
61360	50	0	0	5	15	20	10	33	17	0	0	0	0	0	0	0	0	0	0	0	1	10	0	0	0	3	0	3	5	45		
61364	73	0	0	0	26	28	19	58	15	0	0	0	0	0	0	0	0	0	0	0	3	6	0	0	0	2	0	4	0	73		
<b>TOTAL</b>	<b>995</b>	<b>46</b>	<b>68</b>	<b>112</b>	<b>375</b>	<b>314</b>	<b>80</b>	<b>532</b>	<b>463</b>	<b>1</b>	<b>0</b>	<b>5</b>	<b>24</b>	<b>5</b>	<b>0</b>	<b>0</b>	<b>0</b>	<b>0</b>	<b>1</b>	<b>0</b>	<b>6</b>	<b>108</b>	<b>215</b>	<b>1</b>	<b>10</b>	<b>0</b>	<b>22</b>	<b>0</b>	<b>71</b>	<b>226</b>	<b>769</b>	

### Screenings Reported by CFC/CPS/DCFS and ZIP / FY2020 Q3

Zip Code	Total Screened	Screenings of Children involved with DCFS						Not Referred	Total Referred	# of Children Ages 0 to 3 Referred to										# of Children Ages 3 to 5 Referred to						Sub-Totals					
		Ages (in Months)								In Intact	Family Services	Children of Teen Wards	In Foster Care	LEA EI	LEA (ECSE)	EHS	PI (center-based)	Child Care Program	HV	Other Services	Multiple Services	Rescreening	LEA (ECSE)	PFA	HS	Child Care Program	Other HV Services	Multiple Services	Rescreening	Ages 0-35 mos.	Ages 36-61+ mos.
<b>CFC #16 Child &amp; Family Connections, 201 W Springfield Ave, Ste 508 &amp; 509, , Champaign, IL 61820 - Chris Johnson</b>																															
60420	20	0	0	6	12	2	0	3	17	0	0	0	0	0	0	0	0	0	6	0	0	1	11	0	0	0	0	1	0	6	14
60921	37	0	0	6	20	11	0	5	32	0	0	1	2	0	0	0	0	0	4	2	1	0	24	0	0	0	6	5	2	6	31
60929	13	0	0	1	10	1	1	4	9	0	0	0	1	0	0	0	0	0	1	1	0	0	8	0	0	0	2	2	0	1	12
60942	23	0	0	0	17	5	1	1	22	0	0	2	0	0	0	0	0	0	0	0	0	1	21	0	0	0	4	0	0	0	23
60963	9	0	0	0	6	2	1	1	8	2	0	0	0	0	0	0	0	0	0	0	0	1	7	0	0	0	0	0	0	0	9
60970	322	118	108	32	30	34	0	316	6	0	0	0	6	0	0	0	0	0	0	0	0	0	0	0	0	0	0	0	0	258	64
61364	17	0	0	8	8	1	0	0	17	0	0	0	0	0	0	0	0	0	9	1	0	0	9	0	0	0	1	1	0	8	9
61704	94	0	0	0	79	15	0	0	94	0	0	0	0	0	0	0	0	0	0	0	0	20	57	0	17	0	0	0	0	0	94
61738	42	0	1	0	2	27	12	37	5	1	0	1	1	0	0	0	0	0	0	0	0	2	2	0	0	0	0	0	0	1	41
61739	51	0	5	20	18	8	0	10	41	0	0	0	1	1	0	0	0	0	6	0	14	0	19	0	0	0	0	0	0	25	26
61764	192	78	23	28	43	17	3	184	8	1	0	1	6	0	0	0	0	0	0	0	0	1	0	0	0	0	0	0	1	129	63
61769	9	0	0	5	4	0	0	0	9	0	0	0	0	0	2	0	0	0	5	2	0	0	4	0	0	0	0	0	0	5	4
61801	5	0	3	2	0	0	0	5	0	0	0	0	0	0	0	0	0	0	0	0	0	0	0	0	0	0	0	0	0	5	0
61817	23	0	0	0	17	6	0	0	22	0	0	0	0	0	0	0	0	0	0	0	0	3	19	0	0	0	7	0	1	0	23
61820	174	0	0	6	93	74	1	14	160	1	0	6	0	3	0	0	0	0	5	2	0	38	143	0	0	0	0	28	1	6	168
61821	58	15	13	8	9	13	0	23	35	0	0	2	9	0	0	0	0	5	0	0	18	0	0	0	0	3	0	0	0	36	22
61832	69	0	0	0	50	16	3	1	68	0	0	1	0	0	0	0	0	0	0	0	0	6	62	0	0	0	18	2	0	0	69
61846	12	0	0	0	12	0	0	0	12	0	0	1	0	0	0	0	0	0	0	0	0	0	12	0	0	0	2	0	0	0	12
61853	11	0	0	1	7	3	0	5	6	0	0	0	0	0	0	0	0	0	0	0	0	6	0	0	0	0	0	0	0	1	10
61866	15	0	0	0	7	5	3	0	15	0	0	0	0	0	0	0	0	0	0	0	0	2	13	0	0	0	0	0	0	0	15
61883	9	0	0	0	7	1	1	0	9	0	0	0	0	0	0	0	0	0	0	0	0	1	8	0	0	0	1	0	0	0	9
<b>TOTAL</b>	<b>1205</b>	<b>211</b>	<b>153</b>	<b>123</b>	<b>451</b>	<b>241</b>	<b>26</b>	<b>609</b>	<b>595</b>	<b>5</b>	<b>0</b>	<b>15</b>	<b>26</b>	<b>4</b>	<b>2</b>	<b>0</b>	<b>0</b>	<b>5</b>	<b>36</b>	<b>8</b>	<b>33</b>	<b>82</b>	<b>419</b>	<b>0</b>	<b>17</b>	<b>3</b>	<b>41</b>	<b>39</b>	<b>5</b>	<b>487</b>	<b>718</b>
<b>CFC #17 Child &amp; Family Connections, ROE of Adams/Pike Counties, 510 Maine St, Ste 615, Quincy, IL 62301 - Kara Hoffman</b>																															
62047	15	0	0	3	11	1	0	13	2	0	0	1	0	0	0	0	0	0	0	0	0	0	0	0	0	0	0	0	2	3	12
62092	29	0	0	13	14	2	0	25	4	0	0	0	0	0	0	0	0	0	0	0	2	0	0	0	0	0	0	2	13	16	
62345	22	0	10	11	1	0	0	21	1	0	0	0	1	0	0	0	0	0	0	0	0	0	0	0	0	0	0	0	21	1	
62353	3	0	0	0	3	0	0	2	1	0	0	0	0	0	0	0	0	0	0	0	0	1	0	0	0	0	0	0	0	0	3
62363	81	0	0	15	41	20	5	65	16	0	0	0	0	0	0	0	0	0	0	0	1	2	0	0	0	0	0	13	15	66	
62618	4	0	0	0	2	2	0	2	2	0	0	1	0	0	0	0	0	0	0	0	0	0	0	0	0	0	0	2	0	4	
62650	122	0	0	14	51	41	16	110	12	3	0	0	0	0	0	0	0	0	0	0	3	0	0	0	0	0	0	9	14	108	
62665	2	0	0	0	0	2	0	2	0	0	0	0	0	0	0	0	0	0	0	0	0	0	0	0	0	0	0	0	0	0	2

### Screenings Reported by CFC/CPS/DCFS and ZIP / FY2020 Q3

Zip Code	Total Screened	Ages (in Months)						Not Referred	Total Referred	Screenings of Children involved with DCFS			# of Children Ages 0 to 3 Referred to								# of Children Ages 3 to 5 Referred to					Sub-Totals						
		0-11	12-23	24-35	36-47	48-60	61+			In Intact Family Services	Children of Teen Wards	In Foster Care	EI	LEA (ECSE)	EHS	PI (center-based)	Child Care Program	HV	Other Services	Multiple Services	Rescreening	LEA (ECSE)	PFA	HS	Child Care Program	Other HV Services	Multiple Services	Rescreening	Ages 0-35 mos.	Ages 36-61+ mos.		
62692	4	0	0	0	1	2	1	2	2	0	0	0	0	0	0	0	0	0	0	0	0	0	0	0	0	0	0	0	2	0	4	
62694	5	0	0	3	2	0	0	5	0	0	0	0	0	0	0	0	0	0	0	0	0	0	0	0	0	0	0	0	3	2		
<b>TOTAL</b>	<b>287</b>	<b>0</b>	<b>10</b>	<b>59</b>	<b>126</b>	<b>70</b>	<b>22</b>	<b>247</b>	<b>40</b>	<b>3</b>	<b>0</b>	<b>2</b>	<b>1</b>	<b>0</b>	<b>0</b>	<b>0</b>	<b>0</b>	<b>0</b>	<b>0</b>	<b>0</b>	<b>0</b>	<b>0</b>	<b>0</b>	<b>0</b>	<b>0</b>	<b>0</b>	<b>0</b>	<b>0</b>	<b>0</b>	<b>30</b>	<b>69</b>	<b>218</b>

**CFC #18 Child & Family Connections, Sangamon Co. Public Health Department, 2833 S Grand Ave, E, Springfield, IL 62703 - Lisa McGlothlin**

62515	41	0	0	13	23	5	0	0	41	0	0	0	0	0	0	0	1	0	0	3	41	0	0	0	0	0	0	4	13	28	
62561	13	5	5	3	0	0	0	11	2	0	0	0	2	0	0	0	13	0	0	0	0	0	0	0	0	0	0	0	13	0	
62644	29	9	9	11	0	0	0	11	18	0	0	0	2	0	0	0	17	2	4	1	0	0	0	0	0	0	0	29	0		
62702	11	1	4	3	3	0	0	10	1	1	0	1	1	0	0	0	0	0	0	0	0	0	0	0	0	0	0	8	3		
<b>TOTAL</b>	<b>94</b>	<b>15</b>	<b>18</b>	<b>30</b>	<b>26</b>	<b>5</b>	<b>0</b>	<b>32</b>	<b>62</b>	<b>1</b>	<b>0</b>	<b>1</b>	<b>5</b>	<b>0</b>	<b>0</b>	<b>0</b>	<b>0</b>	<b>30</b>	<b>3</b>	<b>4</b>	<b>9</b>	<b>3</b>	<b>41</b>	<b>0</b>	<b>0</b>	<b>0</b>	<b>0</b>	<b>0</b>	<b>4</b>	<b>63</b>	<b>31</b>

**CFC #19 Child & Family Connections, Macon Co. Community Mental Health Board, 132 S Water St, Ste 604, Decatur, IL 62523 - Amy Farmer**

61910	2	0	0	0	2	0	0	0	2	0	0	0	0	0	0	0	0	0	0	1	0	0	0	0	0	1	1	0	0	2	
61911	24	0	1	7	7	4	5	0	24	0	0	0	0	1	0	0	0	0	7	0	0	2	9	0	0	0	5	1	0	8	16
61920	40	0	0	0	22	7	11	37	3	0	0	0	0	0	0	0	0	0	0	3	0	0	0	0	0	0	0	0	40		
61933	14	1	1	4	2	1	5	2	12	0	0	0	0	1	0	0	0	0	4	0	0	1	2	0	0	0	4	0	6	8	
61938	131	0	0	4	60	23	44	96	35	0	0	0	0	0	0	0	0	3	0	0	10	20	0	0	0	2	0	4	127		
61943	27	0	2	6	14	1	4	2	25	0	0	0	0	2	0	0	0	0	4	0	0	0	14	0	0	0	4	0	1	8	19
61944	63	1	2	9	15	5	31	29	34	0	0	0	2	0	0	0	0	0	8	1	1	5	16	0	0	0	2	2	0	12	51
61951	81	2	2	15	25	8	29	7	74	0	0	0	0	2	0	0	0	0	0	0	8	25	0	0	0	27	4	0	19	62	
61953	3	0	0	0	3	0	0	0	3	0	0	0	0	0	0	0	0	0	0	0	1	2	0	0	0	2	2	0	0	3	
61956	1	0	0	0	1	0	0	0	1	0	0	0	0	0	0	0	0	0	0	0	1	0	0	0	0	0	0	0	0	1	
61957	1	0	0	0	1	0	0	0	1	0	0	0	0	0	0	0	0	0	0	0	1	0	0	0	0	0	0	0	0	1	
62420	58	1	2	18	31	4	2	4	54	0	0	0	2	0	0	0	0	0	15	0	1	6	28	0	0	0	3	1	1	21	37
62422	60	0	0	10	18	14	18	3	57	0	0	0	1	0	0	0	0	0	9	0	0	3	30	0	0	0	17	3	0	10	50
62441	1	0	0	0	1	0	0	0	1	0	0	0	0	0	0	0	0	0	0	0	1	0	0	0	0	0	0	0	0	1	
62447	55	0	1	7	20	13	14	19	36	0	0	0	1	0	0	0	0	0	5	0	1	1	14	0	0	0	14	0	8	47	
62465	1	0	0	0	1	0	0	0	1	0	0	0	0	0	0	0	0	0	0	0	0	1	0	0	0	0	0	0	0	1	
62468	2	0	0	0	2	0	0	0	2	0	0	0	0	2	0	0	0	0	0	0	0	0	0	0	0	0	0	0	0	2	
62522	31	10	10	11	0	0	0	29	2	5	0	4	2	0	0	0	0	0	0	0	0	0	0	0	0	0	0	0	31	0	

### Screenings Reported by CFC/CPS/DCFS and ZIP / FY2020 Q3

Zip Code	Total Screened	Ages (in Months)						Not Referred	Total Referred	Screenings of Children involved with DCFS			# of Children Ages 0 to 3 Referred to								# of Children Ages 3 to 5 Referred to					Sub-Totals				
		0-11	12-23	24-35	36-47	48-60	61+			In Intact Family Services	Children of Teen Wards	In Foster Care	EI	LEA (ECSE)	EHS	PI (center-based)	Child Care Program	HV	Other Services	Multiple Services	Rescreening	LEA (ECSE)	PFA	HS	Child Care Program	Other HV Services	Multiple Services	Rescreening	Ages 0-35 mos.	Ages 36-61+ mos.
62565	3	0	0	0	3	0	0	0	3	0	0	0	0	0	0	0	0	0	0	0	1	2	0	0	0	2	2	0	0	3
<b>TOTAL</b>	<b>598</b>	<b>15</b>	<b>21</b>	<b>91</b>	<b>228</b>	<b>80</b>	<b>163</b>	<b>228</b>	<b>370</b>	<b>5</b>	<b>0</b>	<b>4</b>	<b>8</b>	<b>8</b>	<b>0</b>	<b>0</b>	<b>0</b>	<b>0</b>	<b>0</b>	<b>45</b>	<b>163</b>	<b>0</b>	<b>0</b>	<b>0</b>	<b>83</b>	<b>16</b>	<b>2</b>	<b>127</b>	<b>471</b>	

**CFC #20 Child & Family Connections, Community Support Systems, 1901 S 4th St, Ste 209, Effingham, IL 62401 - Rita Wahl**

62411	1	0	0	1	0	0	0	0	1	0	0	0	0	1	0	0	0	0	0	0	0	0	0	0	0	0	0	0	1	0
62626	10	0	8	2	0	0	0	5	5	0	0	0	2	0	0	0	0	0	0	3	0	0	0	0	0	0	0	0	10	0
<b>TOTAL</b>	<b>11</b>	<b>0</b>	<b>8</b>	<b>3</b>	<b>0</b>	<b>0</b>	<b>0</b>	<b>5</b>	<b>6</b>	<b>0</b>	<b>0</b>	<b>0</b>	<b>2</b>	<b>1</b>	<b>0</b>	<b>0</b>	<b>0</b>	<b>0</b>	<b>0</b>	<b>3</b>	<b>0</b>	<b>0</b>	<b>0</b>	<b>0</b>	<b>0</b>	<b>0</b>	<b>0</b>	<b>11</b>	<b>0</b>	

**CFC #21 Child & Family Connections, Regional Office of Education #13, 4 Eagle Center, Ste 4, O'Fallon, IL 62269 - Terri Kampwerth**

62025	10	0	0	0	6	4	0	4	6	0	0	0	0	0	0	0	0	0	0	2	4	0	0	0	0	0	0	0	0	10	
62040	34	4	13	17	0	0	0	21	5	1	0	2	0	0	0	0	3	0	0	0	0	0	0	0	0	0	0	34	0		
62048	3	0	0	0	3	0	0	0	3	0	0	0	0	0	0	0	0	0	0	0	3	0	0	0	1	1	0	0	3		
62201	1275	40	79	158	292	517	189	1184	91	0	0	0	22	0	286	0	0	0	0	120	69	0	1012	0	0	0	0	115	277	998	
62206	2	0	0	1	1	0	0	0	2	0	0	0	0	1	0	0	1	0	0	1	0	1	0	0	1	1	0	1	1		
62223	52	13	15	13	9	2	0	44	8	0	0	0	3	0	0	0	0	0	0	0	4	0	0	0	1	0	0	41	11		
62234	61	0	2	3	24	26	6	4	57	2	0	0	0	0	0	2	0	0	0	5	47	2	0	0	1	0	0	5	56		
62257	2	0	0	0	2	0	0	0	2	0	0	0	0	0	0	0	0	0	0	0	2	0	0	0	0	2	2	0	2		
62269	42	2	8	10	18	3	1	32	10	0	0	0	0	0	0	0	8	2	0	2	4	0	0	0	8	2	0	20	22		
62286	11	0	0	0	10	1	0	0	11	0	0	0	0	0	0	0	0	0	0	0	11	0	0	0	0	0	0	0	11		
62288	7	0	0	2	3	2	0	0	7	0	0	0	0	0	0	0	0	0	0	0	7	0	0	0	0	0	0	2	5		
62294	10	3	4	3	0	0	0	5	5	0	0	0	2	0	0	0	0	0	0	3	0	0	0	0	0	0	0	10	0		
<b>TOTAL</b>	<b>1509</b>	<b>62</b>	<b>121</b>	<b>207</b>	<b>368</b>	<b>555</b>	<b>196</b>	<b>1294</b>	<b>207</b>	<b>3</b>	<b>0</b>	<b>2</b>	<b>27</b>	<b>1</b>	<b>286</b>	<b>0</b>	<b>1</b>	<b>5</b>	<b>8</b>	<b>3</b>	<b>123</b>	<b>79</b>	<b>82</b>	<b>1015</b>	<b>0</b>	<b>0</b>	<b>12</b>	<b>6</b>	<b>117</b>	<b>390</b>	<b>1119</b>

**CFC #22 Child & Family Connections, Regional Office of Education #13, 660 W Noleman St, Centralia, IL 62801 - Nicole Van Hise**

62230	10	2	4	2	2	0	0	6	4	0	0	0	4	0	0	0	0	0	0	0	0	0	0	0	0	0	0	0	8	2
62810	21	0	0	2	5	7	7	21	0	0	0	0	0	0	0	0	0	0	0	0	0	0	0	0	0	0	0	2	19	
62812	29	4	11	13	0	1	0	0	29	0	0	0	0	0	0	0	28	0	0	0	1	0	0	0	0	0	0	28	1	
62814	9	0	0	1	5	3	0	9	0	0	0	0	0	0	0	0	0	0	0	0	0	0	0	0	0	0	1	8		
62822	42	2	9	21	7	3	0	20	22	0	0	0	0	0	1	0	0	19	0	0	1	0	0	1	0	0	32	10		
62836	19	1	1	7	10	0	0	16	3	0	0	0	0	0	0	0	0	0	0	0	0	0	0	0	0	1	2	9	10	
62846	27	0	0	6	6	11	4	26	1	0	0	0	0	0	0	0	0	0	0	0	0	0	0	0	0	1	0	6	21	
62864	72	1	0	26	38	7	0	70	2	0	0	0	0	0	0	0	0	0	0	0	0	0	0	0	0	1	0	27	45	

### Screenings Reported by CFC/CPS/DCFS and ZIP / FY2020 Q3

Zip Code	Total Screened	Ages (in Months)						Not Referred	Total Referred	Screenings of Children involved with DCFS			# of Children Ages 0 to 3 Referred to								# of Children Ages 3 to 5 Referred to					Sub-Totals					
		0-11	12-23	24-35	36-47	48-60	61+			In Intact Family Services	Children of Teen Wards	In Foster Care	EI	LEA (ECSE)	EHS	PI (center-based)	Child Care Program	HV	Other Services	Multiple Services	Rescreening	LEA (ECSE)	PFA	HS	Child Care Program	Other HV Services	Multiple Services	Rescreening	Ages 0-35 mos.	Ages 36-61+ mos.	
62865	8	3	3	2	0	0	0	0	8	0	0	0	0	0	0	0	0	8	0	0	0	0	0	0	0	0	0	0	8	0	
62884	2	0	0	0	0	1	1	0	2	0	0	0	0	0	0	0	0	0	0	0	0	2	0	0	0	0	0	0	2	0	
62890	3	0	0	1	2	0	0	0	3	0	0	0	0	0	0	0	0	0	0	0	0	3	0	0	0	0	0	0	1	2	
62896	39	0	1	13	16	8	1	1	38	0	0	0	1	0	0	2	0	0	13	2	3	3	23	1	0	0	2	5	2	14	25
62959	25	0	0	0	5	18	2	21	4	1	0	5	0	0	0	0	0	0	0	0	0	3	0	0	0	0	0	1	0	25	
62999	16	0	0	6	7	2	1	15	1	0	0	0	0	0	0	0	0	0	0	0	0	1	0	0	0	0	0	0	6	10	
<b>TOTAL</b>	<b>322</b>	<b>13</b>	<b>29</b>	<b>100</b>	<b>103</b>	<b>61</b>	<b>16</b>	<b>205</b>	<b>117</b>	<b>1</b>	<b>0</b>	<b>5</b>	<b>5</b>	<b>0</b>	<b>1</b>	<b>2</b>	<b>0</b>	<b>55</b>	<b>14</b>	<b>2</b>	<b>3</b>	<b>6</b>	<b>31</b>	<b>1</b>	<b>0</b>	<b>1</b>	<b>5</b>	<b>7</b>	<b>3</b>	<b>142</b>	<b>180</b>

**CFC #23 Child & Family Connections, Wabash & Ohio Valley Special Education Dist., 800 S Division St, Norris City, IL 62869 - Charity Heifner**

62806	8	0	0	1	6	1	0	7	1	0	0	0	0	0	0	0	0	0	0	0	0	0	0	0	0	0	1	0	0	1	7
62821	10	0	2	2	5	1	0	6	4	0	0	0	0	0	0	0	0	0	0	0	0	4	0	0	0	4	0	0	4	6	
62835	19	0	3	4	8	4	0	10	9	0	0	0	0	0	0	0	0	0	0	0	0	9	0	0	0	6	0	0	7	12	
62837	67	7	8	16	16	20	0	63	4	0	0	0	1	0	0	0	0	0	0	0	0	2	0	0	0	3	0	0	31	36	
62844	6	0	0	0	3	3	0	0	6	0	0	0	0	0	0	0	0	0	0	0	0	6	0	0	0	1	1	0	0	6	
62859	9	1	3	0	3	2	0	9	0	0	0	0	0	0	0	0	0	0	0	0	0	0	0	0	0	0	0	0	4	5	
62863	5	1	0	2	2	0	0	5	0	0	0	0	0	0	0	0	0	0	0	0	0	0	0	0	0	0	0	0	3	2	
62869	6	0	0	0	5	1	0	0	6	0	0	0	0	0	0	0	0	0	0	0	0	6	0	0	0	3	0	0	0	6	
62917	14	0	0	1	12	1	0	0	14	0	0	0	1	0	0	0	0	0	1	0	0	13	0	0	0	0	3	1	1	1	13
62930	3	0	0	1	1	1	0	0	3	0	0	0	1	0	0	0	0	0	0	0	0	2	0	0	0	2	0	0	1	2	
62931	20	0	0	0	14	6	0	0	20	0	0	0	0	0	0	0	0	0	0	0	0	20	0	0	0	5	0	4	0	20	
62935	1	0	0	0	1	0	0	0	1	0	0	0	0	0	0	0	0	0	0	0	0	1	0	0	0	0	1	0	0	1	
62938	12	0	0	0	8	3	1	0	12	0	0	0	0	0	0	0	0	0	0	0	0	12	0	0	0	4	0	3	0	12	
62946	57	12	17	12	12	4	0	57	0	0	0	0	0	0	0	0	0	0	0	0	0	0	0	0	0	0	0	0	41	16	
62984	26	2	6	12	6	0	0	26	0	0	0	0	0	0	0	0	0	0	0	0	0	0	0	0	0	0	0	0	20	6	
<b>TOTAL</b>	<b>263</b>	<b>23</b>	<b>39</b>	<b>51</b>	<b>102</b>	<b>47</b>	<b>1</b>	<b>183</b>	<b>80</b>	<b>0</b>	<b>0</b>	<b>0</b>	<b>3</b>	<b>0</b>	<b>0</b>	<b>0</b>	<b>0</b>	<b>0</b>	<b>1</b>	<b>0</b>	<b>0</b>	<b>13</b>	<b>62</b>	<b>0</b>	<b>0</b>	<b>0</b>	<b>32</b>	<b>3</b>	<b>8</b>	<b>113</b>	<b>150</b>

**CFC #24 Child & Family Connections, Archway, Inc., 2751 W Main, PO Box 1180, Carbondale, IL 62901-1180 - Lindsay Baskin**

62274	4	0	0	0	3	1	0	0	4	0	0	0	0	0	0	0	0	0	0	0	0	4	0	0	0	0	0	0	0	4
62832	4	0	0	0	1	1	2	0	4	0	0	0	0	0	0	0	0	0	0	0	0	4	0	0	0	0	0	0	0	4
62893	14	5	4	5	0	0	0	0	0	0	0	0	0	0	1	0	13	0	0	0	0	0	0	0	0	0	0	0	14	0
62901	199	43	33	42	43	35	3	153	46	0	0	1	1	0	4	9	0	4	0	0	0	10	9	3	0	0	0	0	118	81
62903	25	5	9	6	2	3	0	0	25	0	0	0	0	0	0	10	10	0	19	19	1	4	0	0	0	0	3	3	20	5

### Screenings Reported by CFC/CPS/DCFS and ZIP / FY2020 Q3

Zip Code	Total Screened	Ages (in Months)						Not Referred	Total Referred	Screenings of Children involved with DCFS			# of Children Ages 0 to 3 Referred to								# of Children Ages 3 to 5 Referred to					Sub-Totals							
		0-11	12-23	24-35	36-47	48-60	61+			In Intact Family Services	Children of Teen Wards	In Foster Care	LEA EI	LEA (ECSE)	EHS	PI (center-based)	Child Care Program	HV	Other Services	Multiple Services	Rescreening	LEA (ECSE)	PFA	HS	Child Care Program	HV	Other Services	Multiple Services	Rescreening	Ages 0-35 mos.	Ages 36-61+ mos.		
		62907	2	0	0	0	1			1	0	0	2	0	0	0	0	0	0	0	0	0	0	0	0	2	0	0	0	0	0	0	0
62916	1	0	0	0	0	0	0	0	1	0	0	0	0	0	0	0	0	0	0	0	0	1	0	0	0	0	0	0	0	0	0	0	0
62924	7	0	0	0	6	0	1	0	7	0	0	0	0	0	0	0	0	0	0	0	1	6	0	0	0	0	0	0	0	0	0	7	
62931	5	0	1	3	1	0	0	0	5	0	0	0	1	0	3	0	0	0	0	0	0	0	1	0	0	0	0	0	0	4	1		
62932	20	3	8	5	4	0	0	0	6	0	0	0	0	2	0	7	0	7	0	0	4	0	0	0	0	0	0	0	0	16	4		
62999	1	0	0	0	0	1	0	0	1	0	0	0	0	0	0	0	0	0	0	0	0	1	0	0	0	0	0	0	0	0	0	1	
<b>TOTAL</b>	<b>282</b>	<b>56</b>	<b>55</b>	<b>61</b>	<b>61</b>	<b>42</b>	<b>6</b>	<b>153</b>	<b>101</b>	<b>0</b>	<b>0</b>	<b>1</b>	<b>2</b>	<b>2</b>	<b>7</b>	<b>17</b>	<b>10</b>	<b>34</b>	<b>0</b>	<b>19</b>	<b>19</b>	<b>16</b>	<b>31</b>	<b>4</b>	<b>0</b>	<b>0</b>	<b>0</b>	<b>3</b>	<b>3</b>	<b>172</b>	<b>109</b>		

**CFC #25 Child & Family Connections, Options & Advocacy for McHenry Co., 365 Millennium Dr, Ste A, Crystal Lake, IL 60012 - Susan Beckman**

60013	0	0	0	0	0	0	0	0	0	0	0	0	0	0	0	0	0	0	0	0	0	0	0	0	0	0	0	0	0	0	0	0
60014	196	48	82	66	0	0	0	0	196	0	0	0	196	0	0	0	0	0	0	0	0	0	0	0	0	0	0	0	0	196	0	
60042	13	3	1	4	3	2	0	10	3	0	0	0	3	0	0	0	0	0	0	0	0	0	0	0	0	0	0	0	8	5		
60050	4	0	0	0	2	2	0	0	4	0	0	0	0	0	0	0	0	0	0	1	3	0	0	0	0	0	0	0	0	0	4	
60072	3	0	0	0	1	1	1	0	3	0	0	0	0	0	0	0	0	0	0	1	0	0	0	0	0	0	2	0	3	0	3	
60098	53	0	0	0	39	14	0	1	52	0	0	1	0	0	0	0	0	0	0	0	52	0	0	0	0	0	0	0	0	0	53	
60142	21	0	0	10	5	5	1	4	17	0	0	0	0	0	0	0	0	0	0	10	7	0	0	0	0	0	0	0	10	11		
60152	14	0	0	4	7	3	0	1	13	0	0	0	0	0	0	0	0	0	0	0	13	0	0	0	0	0	0	0	4	10		
<b>TOTAL</b>	<b>304</b>	<b>51</b>	<b>83</b>	<b>84</b>	<b>57</b>	<b>27</b>	<b>2</b>	<b>16</b>	<b>288</b>	<b>0</b>	<b>0</b>	<b>1</b>	<b>199</b>	<b>0</b>	<b>0</b>	<b>0</b>	<b>0</b>	<b>0</b>	<b>0</b>	<b>0</b>	<b>12</b>	<b>75</b>	<b>0</b>	<b>0</b>	<b>0</b>	<b>0</b>	<b>0</b>	<b>2</b>	<b>218</b>	<b>86</b>		

**Chicago Public Schools, Office of Diverse Learner Supports & Services, 42 W Madison St, 2nd Floor, Chicago, IL 60602 - Dr. Stephanie Jones**

60602	635	19	60	112	173	153	118	428	207	0	0	5	12	0	0	0	0	0	0	0	36	56	0	0	0	0	0	0	103	191	444
<b>TOTAL</b>	<b>635</b>	<b>19</b>	<b>60</b>	<b>112</b>	<b>173</b>	<b>153</b>	<b>118</b>	<b>428</b>	<b>207</b>	<b>0</b>	<b>0</b>	<b>5</b>	<b>12</b>	<b>0</b>	<b>0</b>	<b>0</b>	<b>0</b>	<b>0</b>	<b>0</b>	<b>36</b>	<b>56</b>	<b>0</b>	<b>0</b>	<b>0</b>	<b>0</b>	<b>0</b>	<b>0</b>	<b>103</b>	<b>191</b>	<b>444</b>	

**DCFS/Erikson Institute Statewide, 451 North LaSalle Street, , Chicago, IL 60654 - Andria Goss**

NONE	417	148	134	92	38	5	0	0	417	400	0	0	158	5	135	0	55	229	87	0	107	17	0	26	4	14	28	0	4	374	43
<b>TOTAL</b>	<b>417</b>	<b>148</b>	<b>134</b>	<b>92</b>	<b>38</b>	<b>5</b>	<b>0</b>	<b>0</b>	<b>417</b>	<b>400</b>	<b>0</b>	<b>0</b>	<b>158</b>	<b>5</b>	<b>135</b>	<b>0</b>	<b>55</b>	<b>229</b>	<b>87</b>	<b>0</b>	<b>107</b>	<b>17</b>	<b>0</b>	<b>26</b>	<b>4</b>	<b>14</b>	<b>28</b>	<b>0</b>	<b>4</b>	<b>374</b>	<b>43</b>



### Screenings Reported by CFC/CPS/DCFS and Month / FY2020 Q3

Month	Total Screened	Ages (in Months)						Not Referred	Total Referred	Screenings of Children involved with DCFS			# of Children Ages 0 to 3 Referred to								# of Children Ages 3 to 5 Referred to					Sub-Totals					
		0-11	12-23	24-35	36-47	48-60	61+			In Intact Family Services	Children of Teen Wards	In Foster Care	LEA EI	LEA (ECSE)	PI (center-based)	Child Care Program	HV	Other Services	Multiple Services	Rescreening	LEA (ECSE)	PFA	HS	Child Care Program	Other HV Services	Multiple Services	Rescreening	Ages 0-35 mos.	Ages 36-61+ mos.		
<b>CFC #01 Child &amp; Family Connections, Youth Services Network, Inc., 107 North 3rd Street, Rockford, IL 61107 - Dee Dee Lowery</b>																															
Jan-20	520	37	50	78	152	145	58	276	244	1	0	9	2	8	0	5	0	9	0	0	48	27	138	7	1	0	13	76	62	165	355
Feb-20	775	25	32	83	276	234	125	453	322	2	0	8	9	12	0	3	0	9	0	0	12	41	191	1	0	0	14	46	77	140	635
Mar-20	175	12	15	19	62	55	12	67	108	1	0	3	1	1	0	0	0	11	2	1	1	5	74	1	0	0	13	32	32	46	129
<b>TOTAL</b>	<b>1470</b>	<b>74</b>	<b>97</b>	<b>180</b>	<b>490</b>	<b>434</b>	<b>195</b>	<b>796</b>	<b>674</b>	<b>4</b>	<b>0</b>	<b>20</b>	<b>12</b>	<b>21</b>	<b>0</b>	<b>8</b>	<b>0</b>	<b>29</b>	<b>2</b>	<b>1</b>	<b>61</b>	<b>73</b>	<b>403</b>	<b>9</b>	<b>1</b>	<b>0</b>	<b>40</b>	<b>154</b>	<b>171</b>	<b>351</b>	<b>1119</b>
<b>CFC #02 Child &amp; Family Connections, Lake County Health Department, 3010 Grand Ave, 2nd Floor, Waukegan, IL 60085 - Donna Musser</b>																															
Jan-20	170	42	46	62	10	9	1	133	37	0	0	0	16	4	0	0	0	2	2	0	0	18	0	0	0	0	0	0	0	150	20
Feb-20	13	0	0	0	3	8	2	6	7	0	0	0	0	0	0	0	0	0	0	0	0	0	0	0	0	0	6	0	1	0	13
<b>TOTAL</b>	<b>183</b>	<b>42</b>	<b>46</b>	<b>62</b>	<b>13</b>	<b>17</b>	<b>3</b>	<b>139</b>	<b>44</b>	<b>0</b>	<b>0</b>	<b>0</b>	<b>16</b>	<b>4</b>	<b>0</b>	<b>0</b>	<b>0</b>	<b>2</b>	<b>2</b>	<b>0</b>	<b>0</b>	<b>18</b>	<b>0</b>	<b>0</b>	<b>0</b>	<b>0</b>	<b>6</b>	<b>0</b>	<b>1</b>	<b>150</b>	<b>33</b>
<b>CFC #03 Child &amp; Family Connections, Regional Office of Education for Carroll, Jo Daviess, &amp; Stephenson Co., 27 S State Ave, Ste 101, Freeport, IL 61032 - Angela Hodges</b>																															
Oct-19	74	56	13	5	0	0	0	59	15	0	0	0	4	0	0	0	0	0	0	0	11	0	0	0	0	0	0	0	74	0	
Nov-19	62	49	12	0	1	0	0	46	16	0	0	0	1	0	0	0	0	0	0	0	14	0	0	0	0	0	0	0	61	1	
Dec-19	65	48	13	2	1	1	0	58	7	0	0	0	0	0	0	0	0	0	0	0	7	0	0	0	0	0	0	0	63	2	
Jan-20	448	221	84	71	49	22	1	393	55	0	0	2	11	1	0	0	0	0	0	0	18	0	18	1	0	0	0	0	376	72	
Feb-20	186	86	37	19	27	17	0	166	20	0	0	0	0	1	0	0	0	0	0	0	4	6	1	0	0	1	0	1	142	44	
Mar-20	159	82	36	13	18	9	1	150	9	0	0	0	0	0	0	0	0	0	0	0	1	7	0	0	0	1	1	0	131	28	
<b>TOTAL</b>	<b>994</b>	<b>542</b>	<b>195</b>	<b>110</b>	<b>96</b>	<b>49</b>	<b>2</b>	<b>872</b>	<b>122</b>	<b>0</b>	<b>0</b>	<b>2</b>	<b>16</b>	<b>2</b>	<b>0</b>	<b>0</b>	<b>0</b>	<b>0</b>	<b>0</b>	<b>50</b>	<b>5</b>	<b>31</b>	<b>2</b>	<b>0</b>	<b>0</b>	<b>2</b>	<b>1</b>	<b>2</b>	<b>847</b>	<b>147</b>	
<b>CFC #04 Child &amp; Family Connections, DayOne PACT, 1551 E Fabyan Pkwy, Geneva, IL 60134 - Ellana Mavromatis</b>																															
Oct-19	8	0	0	0	6	2	0	4	4	0	0	0	0	0	0	0	0	0	0	0	4	0	0	0	0	0	1	1	0	8	
Nov-19	8	0	0	0	2	6	0	3	5	0	0	0	0	0	0	0	0	0	0	0	5	0	0	0	0	0	1	1	0	8	
Dec-19	5	0	0	0	4	1	0	0	5	0	0	0	0	0	0	0	0	0	0	0	0	5	0	0	0	0	0	0	0	5	
Jan-20	280	30	38	42	105	58	7	145	135	0	0	2	6	0	0	0	0	6	0	1	0	29	73	0	0	0	10	8	21	110	170
Feb-20	190	12	20	32	67	55	4	116	74	0	0	0	6	0	0	0	0	6	0	4	2	23	31	0	0	0	5	1	6	64	126
Mar-20	9	0	0	0	7	1	1	1	8	0	0	0	0	0	0	0	0	0	0	0	0	3	0	0	0	0	0	5	0	9	
<b>TOTAL</b>	<b>500</b>	<b>42</b>	<b>58</b>	<b>74</b>	<b>191</b>	<b>123</b>	<b>12</b>	<b>269</b>	<b>231</b>	<b>0</b>	<b>0</b>	<b>2</b>	<b>12</b>	<b>0</b>	<b>0</b>	<b>0</b>	<b>0</b>	<b>12</b>	<b>0</b>	<b>5</b>	<b>2</b>	<b>61</b>	<b>112</b>	<b>0</b>	<b>0</b>	<b>0</b>	<b>15</b>	<b>11</b>	<b>34</b>	<b>174</b>	<b>326</b>
<b>CFC #05 Child &amp; Family Connections, DayOne PACT, 750 Warrenville Rd, Ste 300, Lisle, IL 60532 - Marianne McGuire</b>																															
Jan-20	159	14	19	43	49	31	3	55	104	0	0	0	10	6	0	1	0	4	9	4	19	8	44	4	0	0	2	4	3	76	83
Feb-20	82	0	0	9	52	21	0	23	59	0	0	0	1	3	0	0	0	1	2	1	4	10	28	3	0	0	3	1	4	9	73
<b>TOTAL</b>	<b>241</b>	<b>14</b>	<b>19</b>	<b>52</b>	<b>101</b>	<b>52</b>	<b>3</b>	<b>78</b>	<b>163</b>	<b>0</b>	<b>0</b>	<b>0</b>	<b>11</b>	<b>9</b>	<b>0</b>	<b>1</b>	<b>0</b>	<b>5</b>	<b>11</b>	<b>5</b>	<b>23</b>	<b>18</b>	<b>72</b>	<b>7</b>	<b>0</b>	<b>0</b>	<b>5</b>	<b>5</b>	<b>7</b>	<b>85</b>	<b>156</b>
<b>CFC #06 Child &amp; Family Connections, Clearbrook, 1835 W Central Rd, Arlington Heights, IL 60005 - Jason Tietz</b>																															
Nov-19	3	0	0	0	0	2	1	1	2	0	0	0	0	0	0	0	0	0	0	0	0	2	0	0	0	0	1	0	0	0	3

### Screenings Reported by CFC/CPS/DCFS and Month / FY2020 Q3

Month	Total Screened	Ages (in Months)						Not Referred	Total Referred	Screenings of Children involved with DCFS			# of Children Ages 0 to 3 Referred to								# of Children Ages 3 to 5 Referred to						Sub-Totals					
		0-11	12-23	24-35	36-47	48-60	61+			In Intact Family Services	Children of Teen Wards	In Foster Care	EI	LEA (ECSE)	EHS	PI (center-based)	Child Care Program	HV	Other Services	Multiple Services	Rescreening	LEA (ECSE)	PFA	HS	Child Care Program	Other HV Services	Multiple Services	Rescreening	Ages 0-35 mos.	Ages 36-61+ mos.		
Jan-20	84	1	2	16	35	27	3	32	52	0	0	0	2	3	0	0	0	0	1	0	0	14	21	0	0	0	7	0	4	19	65	
Feb-20	106	2	2	25	51	23	3	28	78	0	0	1	5	5	0	0	0	8	2	0	1	27	24	0	0	0	3	2	1	29	77	
Mar-20	60	0	0	10	26	22	2	22	38	0	0	0	0	4	0	0	0	3	0	0	0	5	20	0	0	0	5	0	1	10	50	
<b>TOTAL</b>	<b>253</b>	<b>3</b>	<b>4</b>	<b>51</b>	<b>112</b>	<b>74</b>	<b>9</b>	<b>83</b>	<b>170</b>	<b>0</b>	<b>0</b>	<b>1</b>	<b>7</b>	<b>12</b>	<b>0</b>	<b>0</b>	<b>0</b>	<b>11</b>	<b>3</b>	<b>0</b>	<b>1</b>	<b>48</b>	<b>65</b>	<b>0</b>	<b>0</b>	<b>0</b>	<b>16</b>	<b>2</b>	<b>6</b>	<b>58</b>	<b>195</b>	
<b>CFC #08 Child &amp; Family Connections, Easter Seals of Metropolitan Chicago, 9455 S Hoyne Ave, Chicago, IL 60643 - Marlene Stroube</b>																																
Jan-20	0	0	0	0	0	0	0	0	0	0	0	0	0	0	0	0	0	0	0	0	0	0	0	0	0	0	0	0	0	0	0	0
<b>TOTAL</b>	<b>0</b>	<b>0</b>	<b>0</b>	<b>0</b>	<b>0</b>	<b>0</b>	<b>0</b>	<b>0</b>	<b>0</b>	<b>0</b>	<b>0</b>	<b>0</b>	<b>0</b>	<b>0</b>	<b>0</b>	<b>0</b>	<b>0</b>	<b>0</b>	<b>0</b>	<b>0</b>	<b>0</b>	<b>0</b>	<b>0</b>	<b>0</b>	<b>0</b>	<b>0</b>	<b>0</b>	<b>0</b>	<b>0</b>	<b>0</b>	<b>0</b>	
<b>CFC #12 Child &amp; Family Connections, Easter Seals of Metropolitan Chicago, 17300 S Ozark Ave - North Bldg, Tinley Park, IL 60477 - Peter Byrne</b>																																
Jan-20	9	0	0	7	2	0	0	9	0	0	0	0	0	0	0	0	0	0	0	0	0	0	0	0	0	0	0	0	0	7	2	
<b>TOTAL</b>	<b>9</b>	<b>0</b>	<b>0</b>	<b>7</b>	<b>2</b>	<b>0</b>	<b>0</b>	<b>9</b>	<b>0</b>	<b>0</b>	<b>0</b>	<b>0</b>	<b>0</b>	<b>0</b>	<b>0</b>	<b>0</b>	<b>0</b>	<b>0</b>	<b>0</b>	<b>0</b>	<b>0</b>	<b>0</b>	<b>0</b>	<b>0</b>	<b>0</b>	<b>0</b>	<b>0</b>	<b>0</b>	<b>7</b>	<b>2</b>		
<b>CFC #13 Child &amp; Family Connections, Regional Office of Education #26, 130 S Lafayette St, Ste 200, Macomb, IL 61455 - Chuck Farr</b>																																
Jun-19	92	0	0	12	36	36	8	0	0	0	0	0	0	0	0	0	0	0	0	0	13	0	0	0	0	0	0	0	24	12	80	
Jul-19	38	3	3	14	16	3	0	9	6	1	0	0	4	0	0	0	0	0	2	0	3	0	0	0	0	0	0	3	20	19		
Aug-19	348	0	2	26	193	27	3	6	1	1	0	1	1	0	0	0	0	0	0	0	8	0	0	0	0	0	0	95	28	223		
Sep-19	279	0	2	12	101	145	19	4	1	0	0	0	0	0	0	0	0	1	0	1	0	0	0	0	0	0	90	14	265			
Oct-19	373	3	1	8	117	197	47	9	0	0	0	0	0	0	0	0	0	0	0	0	2	0	0	0	0	0	0	85	12	361		
Nov-19	222	0	2	14	78	94	34	3	5	0	0	0	1	0	0	0	0	0	4	0	3	0	0	0	0	0	0	33	16	206		
Dec-19	37	4	1	2	21	7	2	7	0	0	0	0	0	0	0	0	0	0	0	0	0	0	0	0	0	0	0	8	7	30		
Jan-20	113	5	11	16	50	29	2	34	9	0	0	1	0	0	0	0	0	0	4	0	28	0	5	0	0	0	0	0	32	81		
Feb-20	229	78	40	17	62	25	7	132	18	121	0	2	13	0	0	0	0	0	0	0	0	1	1	0	0	0	0	0	31	135	94	
Mar-20	193	85	19	11	60	18	0	100	17	114	0	0	9	0	0	0	0	0	0	0	0	0	8	0	0	0	0	0	18	115	78	
<b>TOTAL</b>	<b>1924</b>	<b>178</b>	<b>81</b>	<b>132</b>	<b>734</b>	<b>581</b>	<b>122</b>	<b>304</b>	<b>57</b>	<b>237</b>	<b>0</b>	<b>4</b>	<b>28</b>	<b>0</b>	<b>0</b>	<b>0</b>	<b>0</b>	<b>0</b>	<b>11</b>	<b>0</b>	<b>58</b>	<b>1</b>	<b>14</b>	<b>0</b>	<b>0</b>	<b>0</b>	<b>0</b>	<b>0</b>	<b>387</b>	<b>391</b>	<b>1437</b>	
<b>CFC #14 Child &amp; Family Connections, 3000 W Rohmann Ave., West Peoria, IL 61604 - Michelle Harr</b>																																
Feb-19	14	0	0	2	7	4	1	6	8	0	0	0	0	0	0	0	0	0	0	0	0	6	0	0	0	0	0	0	2	2	12	
Jan-20	120	4	9	19	51	28	9	62	58	2	0	4	3	2	0	6	0	0	0	0	1	22	15	0	0	0	5	0	4	32	88	
Feb-20	141	7	19	20	70	22	3	74	67	0	0	0	3	1	0	3	0	0	1	0	0	24	27	0	0	0	0	0	8	46	95	
Mar-20	22	0	0	3	12	7	0	1	21	0	0	2	0	0	0	3	0	0	0	0	0	3	13	0	0	0	0	0	2	3	19	
<b>TOTAL</b>	<b>297</b>	<b>11</b>	<b>28</b>	<b>44</b>	<b>140</b>	<b>61</b>	<b>13</b>	<b>143</b>	<b>154</b>	<b>2</b>	<b>0</b>	<b>6</b>	<b>6</b>	<b>3</b>	<b>0</b>	<b>12</b>	<b>0</b>	<b>0</b>	<b>1</b>	<b>0</b>	<b>1</b>	<b>55</b>	<b>55</b>	<b>0</b>	<b>0</b>	<b>0</b>	<b>5</b>	<b>0</b>	<b>16</b>	<b>83</b>	<b>214</b>	
<b>CFC #15 Child &amp; Family Connections, Services of Will, Grundy, &amp; Kankakee Counties, Inc., 2300 Glenwood Ave, Joliet, IL 60435 - Rachel Cimino</b>																																
Jan-20	436	19	25	48	163	156	25	248	188	0	0	4	14	4	0	0	0	0	1	0	1	45	81	1	0	0	11	0	30	92	344	

### Screenings Reported by CFC/CPS/DCFS and Month / FY2020 Q3

Month	Total Screened	Ages (in Months)						Not Referred	Total Referred	Screenings of Children involved with DCFS			# of Children Ages 0 to 3 Referred to								# of Children Ages 3 to 5 Referred to					Sub-Totals										
		0-11	12-23	24-35	36-47	48-60	61+			In Intact Family Services	Children of Teen Wards	In Foster Care	EI	LEA (ECSE)	EHS	PI (center-based)	Child Care Program	HV	Other Services	Multiple Services	Rescreening	LEA (ECSE)	PFA	HS	Child Care Program	Other HV Services	Multiple Services	Rescreening	Ages 0-35 mos.	Ages 36-61+ mos.						
<b>Feb-20</b>	<b>456</b>	<b>15</b>	<b>30</b>	<b>47</b>	<b>182</b>	<b>138</b>	<b>44</b>	<b>214</b>	<b>242</b>	<b>1</b>	<b>0</b>	<b>1</b>	<b>8</b>	<b>1</b>	<b>0</b>	<b>0</b>	<b>0</b>	<b>0</b>	<b>0</b>	<b>0</b>	<b>0</b>	<b>0</b>	<b>0</b>	<b>0</b>	<b>8</b>	<b>0</b>	<b>35</b>	<b>92</b>	<b>364</b>							
<b>Mar-20</b>	<b>103</b>	<b>12</b>	<b>13</b>	<b>17</b>	<b>30</b>	<b>20</b>	<b>11</b>	<b>70</b>	<b>33</b>	<b>0</b>	<b>0</b>	<b>0</b>	<b>2</b>	<b>0</b>	<b>0</b>	<b>0</b>	<b>0</b>	<b>0</b>	<b>0</b>	<b>0</b>	<b>0</b>	<b>0</b>	<b>0</b>	<b>0</b>	<b>0</b>	<b>3</b>	<b>6</b>	<b>42</b>	<b>61</b>							
<b>TOTAL</b>	<b>995</b>	<b>46</b>	<b>68</b>	<b>112</b>	<b>375</b>	<b>314</b>	<b>80</b>	<b>532</b>	<b>463</b>	<b>1</b>	<b>0</b>	<b>5</b>	<b>24</b>	<b>5</b>	<b>0</b>	<b>0</b>	<b>0</b>	<b>0</b>	<b>0</b>	<b>0</b>	<b>0</b>	<b>0</b>	<b>0</b>	<b>1</b>	<b>0</b>	<b>6</b>	<b>108</b>	<b>215</b>	<b>1</b>	<b>10</b>	<b>0</b>	<b>22</b>	<b>0</b>	<b>71</b>	<b>226</b>	<b>769</b>
<b>CFC #16 Child &amp; Family Connections, 201 W Springfield Ave, Ste 508 &amp; 509, Champaign, IL 61820 - Chris Johnson</b>																																				
Aug-19	56	0	0	0	24	32	0	5	51	1	0	2	0	0	0	0	0	0	0	0	0	0	0	0	0	0	0	0	0	0	0	0	6	0	0	56
Sep-19	20	0	0	0	6	14	0	4	16	0	0	1	0	0	0	0	0	0	0	0	0	0	0	0	0	0	0	0	0	0	0	6	0	0	20	
Oct-19	22	0	0	3	10	9	0	1	21	0	0	0	0	1	0	0	0	0	0	2	0	0	0	0	0	0	0	0	0	0	4	0	0	3	19	
Nov-19	71	0	0	0	57	13	1	3	68	0	0	1	0	0	0	0	0	0	0	0	0	0	0	0	0	0	0	6	4	1	0	0	0	71		
Dec-19	14	0	0	1	10	3	0	1	13	0	0	1	0	0	0	0	0	0	0	0	1	0	0	0	0	0	0	0	1	0	0	1	0	13		
Jan-20	243	80	63	27	50	22	1	185	58	0	0	1	9	0	0	0	0	0	0	0	0	0	0	0	0	0	0	0	0	2	0	0	170	73		
Feb-20	490	71	50	76	187	87	19	257	232	2	0	5	9	3	2	0	0	0	3	32	7	27	23	139	0	0	3	20	12	4	0	197	293			
Mar-20	289	60	40	16	107	61	5	153	136	2	0	4	8	0	0	0	0	2	1	1	1	18	97	0	10	0	15	4	0	0	116	173				
<b>TOTAL</b>	<b>1205</b>	<b>211</b>	<b>153</b>	<b>123</b>	<b>451</b>	<b>241</b>	<b>26</b>	<b>609</b>	<b>595</b>	<b>5</b>	<b>0</b>	<b>15</b>	<b>26</b>	<b>4</b>	<b>2</b>	<b>0</b>	<b>0</b>	<b>5</b>	<b>36</b>	<b>8</b>	<b>33</b>	<b>82</b>	<b>419</b>	<b>0</b>	<b>17</b>	<b>3</b>	<b>41</b>	<b>39</b>	<b>5</b>	<b>0</b>	<b>487</b>	<b>718</b>				
<b>CFC #17 Child &amp; Family Connections, ROE of Adams/Pike Counties, 510 Maine St, Ste 615, Quincy, IL 62301 - Kara Hoffman</b>																																				
Jan-20	80	0	4	19	34	17	6	72	8	2	0	1	1	0	0	0	0	0	0	0	0	0	0	0	0	0	0	0	0	0	0	0	0	5	23	57
Feb-20	99	0	6	11	38	33	11	88	11	1	0	1	0	0	0	0	0	0	0	0	0	0	0	0	0	0	0	0	0	0	0	0	9	17	82	
Mar-20	108	0	0	29	54	20	5	87	21	0	0	0	0	0	0	0	0	0	0	0	0	0	0	0	0	0	0	0	0	0	0	0	0	16	29	79
<b>TOTAL</b>	<b>287</b>	<b>0</b>	<b>10</b>	<b>59</b>	<b>126</b>	<b>70</b>	<b>22</b>	<b>247</b>	<b>40</b>	<b>3</b>	<b>0</b>	<b>2</b>	<b>1</b>	<b>0</b>	<b>0</b>	<b>0</b>	<b>0</b>	<b>0</b>	<b>0</b>	<b>0</b>	<b>0</b>	<b>0</b>	<b>0</b>	<b>0</b>	<b>0</b>	<b>0</b>	<b>0</b>	<b>0</b>	<b>0</b>	<b>0</b>	<b>0</b>	<b>0</b>	<b>30</b>	<b>69</b>	<b>218</b>	
<b>CFC #18 Child &amp; Family Connections, Sangamon Co. Public Health Department, 2833 S Grand Ave, E, Springfield, IL 62703 - Lisa McGlothlin</b>																																				
Aug-19	14	4	3	7	0	0	0	11	3	0	0	0	1	0	0	0	0	2	0	0	0	0	0	0	0	0	0	0	0	0	0	0	0	14	0	
Sep-19	6	1	2	3	0	0	0	0	6	0	0	0	1	0	0	0	0	6	0	2	1	0	0	0	0	0	0	0	0	0	0	0	6	0		
Oct-19	4	2	1	1	0	0	0	0	4	0	0	0	0	0	0	0	0	4	1	1	0	0	0	0	0	0	0	0	0	0	0	0	4	0		
Nov-19	2	1	1	0	0	0	0	0	2	0	0	0	0	0	0	0	0	2	1	1	0	0	0	0	0	0	0	0	0	0	0	0	2	0		
Dec-19	3	1	2	0	0	0	0	0	3	0	0	0	0	0	0	0	0	3	0	0	0	0	0	0	0	0	0	0	0	0	0	0	3	0		
Feb-20	56	3	6	16	26	5	0	14	42	1	0	1	1	0	0	0	0	4	1	0	3	3	41	0	0	0	0	0	0	0	4	25	31			
Mar-20	9	3	3	3	0	0	0	7	2	0	0	0	2	0	0	0	0	9	0	0	5	0	0	0	0	0	0	0	0	0	0	9	0			
<b>TOTAL</b>	<b>94</b>	<b>15</b>	<b>18</b>	<b>30</b>	<b>26</b>	<b>5</b>	<b>0</b>	<b>32</b>	<b>62</b>	<b>1</b>	<b>0</b>	<b>1</b>	<b>5</b>	<b>0</b>	<b>0</b>	<b>0</b>	<b>0</b>	<b>30</b>	<b>3</b>	<b>4</b>	<b>9</b>	<b>3</b>	<b>41</b>	<b>0</b>	<b>0</b>	<b>0</b>	<b>0</b>	<b>0</b>	<b>0</b>	<b>0</b>	<b>4</b>	<b>63</b>	<b>31</b>			
<b>CFC #19 Child &amp; Family Connections, Macon Co. Community Mental Health Board, 132 S Water St, Ste 604, Decatur, IL 62523 - Amy Farmer</b>																																				
Jan-20	31	10	10	11	0	0	0	29	2	5	0	4	2	0	0	0	0	0	0	0	0	0	0	0	0	0	0	0	0	0	0	0	0	31	0	

### Screenings Reported by CFC/CPS/DCFS and Month / FY2020 Q3

Month	Total Screened	Ages (in Months)						Not Referred	Total Referred	Screenings of Children involved with DCFS			# of Children Ages 0 to 3 Referred to								# of Children Ages 3 to 5 Referred to					Sub-Totals						
		0-11	12-23	24-35	36-47	48-60	61+			In Intact Family Services	Children of Teen Wards	In Foster Care	EI	LEA (ECSE)	PI (EHS)	Child Care Program	HV	Other Services	Multiple Services	Rescreening	LEA (ECSE)	PFA	HS	Child Care Program	Other HV Services	Multiple Services	Rescreening	Ages 0-35 mos.	Ages 36-61+ mos.			
Feb-20	567	5	11	80	228	80	163	199	368	0	0	0	6	8	0	0	0	0	56	2	3	45	163	0	0	0	83	16	2	96	471	
<b>TOTAL</b>	<b>598</b>	<b>15</b>	<b>21</b>	<b>91</b>	<b>228</b>	<b>80</b>	<b>163</b>	<b>228</b>	<b>370</b>	<b>5</b>	<b>0</b>	<b>4</b>	<b>8</b>	<b>8</b>	<b>0</b>	<b>0</b>	<b>0</b>	<b>0</b>	<b>56</b>	<b>2</b>	<b>3</b>	<b>45</b>	<b>163</b>	<b>0</b>	<b>0</b>	<b>0</b>	<b>83</b>	<b>16</b>	<b>2</b>	<b>127</b>	<b>471</b>	
<b>CFC #20 Child &amp; Family Connections, Community Support Systems, 1901 S 4th St. Ste 209, Effingham, IL 62401 - Rita Wahl</b>																																
Jan-20	11	0	8	3	0	0	0	5	6	0	0	0	2	1	0	0	0	0	0	0	0	0	0	0	0	0	0	0	0	11	0	
<b>TOTAL</b>	<b>11</b>	<b>0</b>	<b>8</b>	<b>3</b>	<b>0</b>	<b>0</b>	<b>0</b>	<b>5</b>	<b>6</b>	<b>0</b>	<b>0</b>	<b>0</b>	<b>2</b>	<b>1</b>	<b>0</b>	<b>0</b>	<b>0</b>	<b>0</b>	<b>0</b>	<b>0</b>	<b>0</b>	<b>0</b>	<b>0</b>	<b>0</b>	<b>0</b>	<b>0</b>	<b>0</b>	<b>0</b>	<b>11</b>	<b>0</b>		
<b>CFC #21 Child &amp; Family Connections, Regional Office of Education #13, 4 Eagle Center, Ste 4, O'Fallon, IL 62269 - Terri Kampwerth</b>																																
Aug-19	101	3	10	20	24	34	10	96	5	0	0	0	1	0	33	0	0	0	0	0	0	4	4	0	58	0	0	0	0	11	33	68
Sep-19	582	15	47	108	118	227	67	564	18	0	0	0	10	0	170	0	0	0	0	0	0	23	8	0	412	0	0	0	0	13	170	412
Oct-19	299	13	15	19	79	130	43	263	36	0	0	0	9	0	47	0	0	0	0	0	0	77	27	0	252	0	0	0	0	38	47	252
Nov-19	179	5	5	6	45	72	46	162	17	0	0	0	1	0	16	0	0	0	0	0	0	13	16	0	163	0	0	0	0	28	16	163
Dec-19	44	3	0	1	10	19	11	33	11	0	0	0	1	0	13	0	0	0	0	0	0	2	10	0	64	0	0	1	1	14	4	40
Jan-20	207	15	28	36	58	53	17	137	62	2	0	2	3	1	7	0	1	3	0	1	1	9	42	66	0	0	1	3	13	79	128	
Feb-20	82	7	10	14	31	18	2	31	51	1	0	0	2	0	0	0	0	2	8	2	3	5	33	0	0	0	10	2	0	31	51	
Mar-20	15	1	6	3	3	2	0	8	7	0	0	0	0	0	0	0	0	0	0	0	0	0	7	0	0	0	0	0	0	10	5	
<b>TOTAL</b>	<b>1509</b>	<b>62</b>	<b>121</b>	<b>207</b>	<b>368</b>	<b>555</b>	<b>196</b>	<b>1294</b>	<b>207</b>	<b>3</b>	<b>0</b>	<b>2</b>	<b>27</b>	<b>1</b>	<b>286</b>	<b>0</b>	<b>1</b>	<b>5</b>	<b>8</b>	<b>3</b>	<b>123</b>	<b>79</b>	<b>82</b>	<b>1015</b>	<b>0</b>	<b>0</b>	<b>12</b>	<b>6</b>	<b>117</b>	<b>390</b>	<b>1119</b>	
<b>CFC #22 Child &amp; Family Connections, Regional Office of Education #13, 660 W Noleman St, Centralia, IL 62801 - Nicole Van Hise</b>																																
Jan-20	63	6	15	16	8	16	2	18	45	0	0	0	4	0	0	0	0	28	0	0	0	2	11	0	0	0	0	0	0	37	26	
Feb-20	206	5	7	60	82	38	14	186	20	1	0	5	0	0	1	0	0	8	1	0	0	1	3	0	0	0	5	4	1	72	134	
Mar-20	53	2	7	24	13	7	0	1	52	0	0	0	1	0	0	2	0	19	13	2	3	3	17	1	0	1	0	3	2	33	20	
<b>TOTAL</b>	<b>322</b>	<b>13</b>	<b>29</b>	<b>100</b>	<b>103</b>	<b>61</b>	<b>16</b>	<b>205</b>	<b>117</b>	<b>1</b>	<b>0</b>	<b>5</b>	<b>5</b>	<b>0</b>	<b>1</b>	<b>2</b>	<b>0</b>	<b>55</b>	<b>14</b>	<b>2</b>	<b>3</b>	<b>6</b>	<b>31</b>	<b>1</b>	<b>0</b>	<b>1</b>	<b>5</b>	<b>7</b>	<b>3</b>	<b>142</b>	<b>180</b>	
<b>CFC #23 Child &amp; Family Connections, Wabash &amp; Ohio Valley Special Education Dist., 800 S Division St, Norris City, IL 62869 - Charity Heifner</b>																																
Jan-20	120	11	27	35	26	20	1	117	3	0	0	0	1	0	0	0	0	0	0	0	0	0	1	0	0	0	1	0	0	73	47	
Feb-20	67	6	10	14	25	12	0	49	18	0	0	0	1	0	0	0	0	0	0	0	0	0	16	0	0	0	10	2	0	30	37	
Mar-20	76	6	2	2	51	15	0	17	59	0	0	0	1	0	0	0	0	0	1	0	0	13	45	0	0	0	21	1	8	10	66	
<b>TOTAL</b>	<b>263</b>	<b>23</b>	<b>39</b>	<b>51</b>	<b>102</b>	<b>47</b>	<b>1</b>	<b>183</b>	<b>80</b>	<b>0</b>	<b>0</b>	<b>0</b>	<b>3</b>	<b>0</b>	<b>0</b>	<b>0</b>	<b>0</b>	<b>0</b>	<b>1</b>	<b>0</b>	<b>0</b>	<b>13</b>	<b>62</b>	<b>0</b>	<b>0</b>	<b>0</b>	<b>32</b>	<b>3</b>	<b>8</b>	<b>113</b>	<b>150</b>	
<b>CFC #24 Child &amp; Family Connections, Archway, Inc., 2751 W Main, PO Box 1180, Carbondale, IL 62901-1180 - Lindsay Baskin</b>																																
Jan-20	119	25	19	17	24	31	2	71	48	0	0	1	0	0	0	9	10	4	0	9	9	3	22	0	0	0	0	1	1	61	57	
Feb-20	90	26	27	16	14	4	3	47	15	0	0	0	0	0	0	8	0	27	0	7	7	1	7	0	0	0	0	1	1	69	21	

### Screenings Reported by CFC/CPS/DCFS and Month / FY2020 Q3

Month	Total Screened	Ages (in Months)						Not Referred	Total Referred	Screenings of Children involved with DCFS			# of Children Ages 0 to 3 Referred to								# of Children Ages 3 to 5 Referred to					Sub-Totals					
		0-11	12-23	24-35	36-47	48-60	61+			In Intact Family Services	Children of Teen Wards	In Foster Care	EI	LEA (ECSE)	PI (center-based)	Child Care Program	HV	Other Services	Multiple Services	Rescreening	LEA (ECSE)	PFA	HS	Child Care Program	Other HV Services	Multiple Services	Rescreening	Ages 0-35 mos.	Ages 36-61+ mos.		
Mar-20	73	5	9	28	23	7	1	35	38	0	0	0	2	2	7	0	0	3	0	3	3	12	2	4	0	0	0	1	1	42	31
<b>TOTAL</b>	<b>282</b>	<b>56</b>	<b>55</b>	<b>61</b>	<b>61</b>	<b>42</b>	<b>6</b>	<b>153</b>	<b>101</b>	<b>0</b>	<b>0</b>	<b>1</b>	<b>2</b>	<b>2</b>	<b>7</b>	<b>17</b>	<b>10</b>	<b>34</b>	<b>0</b>	<b>19</b>	<b>19</b>	<b>16</b>	<b>31</b>	<b>4</b>	<b>0</b>	<b>0</b>	<b>0</b>	<b>3</b>	<b>3</b>	<b>172</b>	<b>109</b>
<b>CFC #25 Child &amp; Family Connections, Options &amp; Advocacy for McHenry Co., 365 Millennium Dr. Ste A, Crystal Lake, IL 60012 - Susan Beckman</b>																															
Jan-20	158	32	35	41	31	17	2	14	144	0	0	1	95	0	0	0	0	0	0	0	9	38	0	0	0	0	0	0	2	108	50
Feb-20	90	11	32	26	15	6	0	2	88	0	0	0	66	0	0	0	0	0	0	0	0	22	0	0	0	0	0	0	0	69	21
Mar-20	56	8	16	17	11	4	0	0	56	0	0	0	38	0	0	0	0	0	0	0	3	15	0	0	0	0	0	0	0	41	15
<b>TOTAL</b>	<b>304</b>	<b>51</b>	<b>83</b>	<b>84</b>	<b>57</b>	<b>27</b>	<b>2</b>	<b>16</b>	<b>288</b>	<b>0</b>	<b>0</b>	<b>1</b>	<b>199</b>	<b>0</b>	<b>0</b>	<b>0</b>	<b>0</b>	<b>0</b>	<b>0</b>	<b>0</b>	<b>12</b>	<b>75</b>	<b>0</b>	<b>0</b>	<b>0</b>	<b>0</b>	<b>0</b>	<b>0</b>	<b>2</b>	<b>218</b>	<b>86</b>
<b>Chicago Public Schools, Office of Diverse Learner Supports &amp; Services, 42 W Madison St. 2nd Floor, Chicago, IL 60602 - Dr. Stephanie Jones</b>																															
Jan-20	635	19	60	112	173	153	118	428	207	0	0	5	12	0	0	0	0	0	0	0	36	56	0	0	0	0	0	0	103	191	444
<b>TOTAL</b>	<b>635</b>	<b>19</b>	<b>60</b>	<b>112</b>	<b>173</b>	<b>153</b>	<b>118</b>	<b>428</b>	<b>207</b>	<b>0</b>	<b>0</b>	<b>5</b>	<b>12</b>	<b>0</b>	<b>0</b>	<b>0</b>	<b>0</b>	<b>0</b>	<b>0</b>	<b>36</b>	<b>56</b>	<b>0</b>	<b>0</b>	<b>0</b>	<b>0</b>	<b>0</b>	<b>0</b>	<b>103</b>	<b>191</b>	<b>444</b>	
<b>DCFS/Erikson Institute Statewide, 451 North LaSalle Street, Chicago, IL 60654 - Andria Goss</b>																															
Sep-19	151	57	47	29	17	1	0	0	151	134	0	0	43	2	43	0	17	81	33	0	40	9	0	11	0	6	10	0	0	133	18
Dec-19	155	52	48	43	9	3	0	0	155	155	0	0	73	2	57	0	24	89	30	0	42	3	0	9	2	5	11	0	1	143	12
Mar-20	111	39	39	20	12	1	0	0	111	111	0	0	42	1	35	0	14	59	24	0	25	5	0	6	2	3	7	0	3	98	13
<b>TOTAL</b>	<b>417</b>	<b>148</b>	<b>134</b>	<b>92</b>	<b>38</b>	<b>5</b>	<b>0</b>	<b>0</b>	<b>417</b>	<b>400</b>	<b>0</b>	<b>0</b>	<b>158</b>	<b>5</b>	<b>135</b>	<b>0</b>	<b>55</b>	<b>229</b>	<b>87</b>	<b>0</b>	<b>107</b>	<b>17</b>	<b>0</b>	<b>26</b>	<b>4</b>	<b>14</b>	<b>28</b>	<b>0</b>	<b>4</b>	<b>374</b>	<b>43</b>

## Screenings Reported by CFC/CPS/DCFS and Agencies Represented / FY2020 Q3

Agency Type	Total Screened	Screenings of Children involved with DCFS							# of Children Ages 0 to 3 Referred to										# of Children Ages 3 to 5 Referred to					Sub-Totals												
		Ages (in Months)						Not Referred	Total Referred	Family Services	Children of Teen Wards	In Foster Care	LEA EI	LEA (ECSE)	EHS	PI (center-based)	Child Care Program	HV	Other Services	Multiple Services	Rescreening	LEA (ECSE)	PFA	HS	Child Care Program	HV	Other Services	Multiple Services	Rescreening	Ages 0-35 mos.	Ages 36-61+ mos.					
		0-11	12-23	24-35	36-47	48-60	61+																													
<b>CFC #01 Child &amp; Family Connections, Youth Services Network, Inc., 107 North 3rd Street, Rockford, IL 61107 - Dee Dee Lowery</b>																																				
CC	2	2	0	0	0	0	0	2	0	0	0	0	0	0	0	0	0	0	0	0	0	0	0	0	0	0	0	0	0	0	0	0	0	2	0	
HS/EHS	163	29	40	61	25	5	3	99	64	0	0	4	2	0	0	0	0	0	0	0	0	0	0	0	0	0	0	0	0	0	0	0	0	5	130	33
HV	32	9	14	9	0	0	0	2	30	0	0	0	1	0	0	0	0	29	0	0	0	0	0	0	0	0	0	0	0	0	0	0	0	32	0	
LEA	1273	34	43	110	465	429	192	693	580	4	0	16	9	21	0	8	0	0	2	1	14	63	403	9	1	0	40	154	166	187	1086					
PAT	4	0	2	2	0	0	0	2	2	0	0	0	0	0	0	0	0	2	0	0	0	0	0	0	0	0	0	0	0	0	0	4	0			
PI	0	0	0	0	0	0	0	0	0	0	0	0	0	0	0	0	0	0	0	0	0	0	0	0	0	0	0	0	0	0	0	0	0	0		
<b>CFC #02 Child &amp; Family Connections, Lake County Health Department, 3010 Grand Ave, 2nd Floor, Waukegan, IL 60085 - Donna Musser</b>																																				
CFC	149	42	46	61	0	0	0	131	18	0	0	0	16	3	0	0	0	2	2	0	0	0	0	0	0	0	0	0	0	0	0	0	0	149	0	
EI	149	42	46	61	0	0	0	131	18	0	0	0	16	3	0	0	0	2	2	0	0	0	0	0	0	0	0	0	0	0	0	0	149	0		
HS/EHS	9	0	0	0	5	4	0	0	9	0	0	0	0	0	0	0	0	0	0	0	9	0	0	0	0	0	0	0	0	0	0	0	0	9		
LEA	25	0	0	1	8	13	3	8	17	0	0	0	0	1	0	0	0	0	0	0	9	0	0	0	0	0	6	0	1	1	1	24				
<b>CFC #03 Child &amp; Family Connections, Regional Office of Education for Carroll, Jo Daviess, &amp; Stephenson Co., 27 S State Ave, Ste 101, Freeport, IL 61032 - Angela Hodges</b>																																				
FCM	490	263	110	40	44	33	0	478	12	0	0	0	0	0	0	0	0	0	0	0	0	0	0	0	0	0	0	0	0	0	0	0	413	77		
HD	402	260	75	42	17	8	0	335	67	0	0	0	15	0	0	0	0	0	0	0	50	0	0	0	0	0	0	0	0	0	0	1	377	25		
HS/EHS	11	0	2	2	4	3	0	9	2	0	0	0	0	0	0	0	0	0	0	0	1	0	0	0	0	0	0	0	0	0	1	4	7			
HV	43	15	8	20	0	0	0	42	1	0	0	0	1	0	0	0	0	0	0	0	0	0	0	0	0	0	0	0	0	0	0	43	0			
LEA	81	15	8	20	31	5	2	41	40	0	0	2	0	2	0	0	0	0	0	0	4	31	2	0	0	2	1	0	0	43	38					
WIC	490	263	110	40	44	33	0	478	12	0	0	0	0	0	0	0	0	0	0	0	0	0	0	0	0	0	0	0	0	0	413	77				
<b>CFC #04 Child &amp; Family Connections, DayOne PACT, 1551 E Fabyan Pkwy, Geneva, IL 60134 - Ellana Mavromatis</b>																																				
HD	1	0	1	0	0	0	0	1	0	0	0	0	0	0	0	0	0	0	0	0	0	0	0	0	0	0	0	0	0	0	0	1	0			
HS/EHS	26	5	4	11	3	3	0	24	2	0	0	0	0	0	0	0	0	0	0	0	2	0	0	0	0	0	0	0	0	0	20	6				
HV	95	22	22	42	6	3	0	84	11	0	0	0	5	0	0	0	0	7	0	3	0	2	0	0	0	0	0	0	0	0	86	9				
LEA	340	6	4	14	184	120	12	124	216	0	0	1	3	0	0	0	0	4	0	1	2	59	112	0	0	0	15	11	34	24	316					
MFP	4	0	2	1	1	0	0	2	2	0	0	1	2	0	0	0	0	1	0	1	0	0	0	0	0	0	0	0	0	3	1					
PAT	60	14	29	17	0	0	0	58	2	0	0	0	2	0	0	0	0	0	0	0	0	0	0	0	0	0	0	0	0	60	0					
<b>CFC #05 Child &amp; Family Connections, DayOne PACT, 750 Warrenville Rd, Ste 300, Lisle, IL 60532 - Marianne McGuire</b>																																				
HV	21	4	4	12	1	0	0	0	21	0	0	0	1	0	0	0	0	0	5	0	14	0	0	1	0	0	0	0	0	20	1					
LEA	209	9	11	34	100	52	3	75	134	0	0	0	9	9	0	0	0	1	6	4	6	18	72	6	0	0	5	5	7	54	155					
PAT	11	1	4	6	0	0	0	3	8	0	0	0	1	0	0	1	0	4	0	1	3	0	0	0	0	0	0	0	0	11	0					

## Screenings Reported by CFC/CPS/DCFS and Agencies Represented / FY2020 Q3

Agency Type	Total Screened	Screenings of Children involved with DCFS						Not Referred	Total Referred	# of Children Ages 0 to 3 Referred to										# of Children Ages 3 to 5 Referred to						Sub-Totals					
		Ages (in Months)								In Intact Family Services	Children of Teen Wards	In Foster Care	LEA EI	LEA (ECSE)	PI (center-based)	Child Care Program	Other Services	Multiple Services	Rescreening	LEA (ECSE)	PFA	HS Program	Child Care Program	Other HV Services	Multiple Services	Rescreening	Ages 0-35 mos.	Ages 36-61+ mos.			
<b>CFC #06 Child &amp; Family Connections, Clearbrook, 1835 W Central Rd, Arlington Heights, IL 60005 - Jason Tietz</b>																															
LEA	253	3	4	51	112	74	9	83	170	0	0	1	7	12	0	0	0	11	3	0	1	48	65	0	0	0	16	2	6	58	195
<b>CFC #08 Child &amp; Family Connections, Easter Seals of Metropolitan Chicago, 9455 S Hoyne Ave, Chicago, IL 60643 - Marlene Stroube</b>																															
LEA	0	0	0	0	0	0	0	0	0	0	0	0	0	0	0	0	0	0	0	0	0	0	0	0	0	0	0	0	0	0	0
<b>CFC #12 Child &amp; Family Connections, Easter Seals of Metropolitan Chicago, 17300 S Ozark Ave - North Bldg, Tinley Park, IL 60477 - Peter Byrne</b>																															
LEA	9	0	0	7	2	0	0	9	0	0	0	0	0	0	0	0	0	0	0	0	0	0	0	0	0	0	0	0	7	2	
<b>CFC #13 Child &amp; Family Connections, Regional Office of Education #26, 130 S Lafayette St, Ste 200, Macomb, IL 61455 - Chuck Farr</b>																															
FCM	222	157	53	12	0	0	0	200	22	225	0	0	22	0	0	0	0	0	0	0	0	0	0	0	0	0	0	0	222	0	
HS/EHS	36	2	3	4	13	13	1	32	4	0	0	1	0	0	0	0	0	0	0	0	1	0	0	0	0	0	0	0	3	9	27
HV	59	11	15	32	1	0	0	42	17	2	0	1	6	0	0	0	0	0	11	0	0	0	0	0	0	0	0	0	58	1	
LEA	8	0	0	0	7	1	0	0	8	8	0	0	0	0	0	0	0	0	0	0	0	8	0	0	0	0	0	0	0	8	
MFP	1563	0	0	66	713	567	121	0	0	0	0	0	0	0	0	0	0	0	0	0	58	0	0	0	0	0	0	0	384	66	1401
PI	36	8	10	18	0	0	0	30	6	2	0	2	0	0	0	0	0	0	0	0	0	6	0	0	0	0	0	0	36	0	
<b>CFC #14 Child &amp; Family Connections, 3000 W Rohmann Ave, , West Peoria, IL 61604 - Michelle Harr</b>																															
CC	10	0	2	2	3	3	0	9	1	0	0	0	1	0	0	0	0	0	0	0	0	0	0	0	0	0	0	0	4	6	
HV	13	3	6	4	0	0	0	13	0	0	0	0	0	0	0	0	0	0	0	0	0	0	0	0	0	0	0	0	13	0	
LEA	265	8	20	38	133	54	12	114	151	2	0	6	5	3	0	12	0	0	1	0	1	55	55	0	0	0	5	0	14	66	199
MFP	9	0	0	0	4	4	1	7	2	0	0	0	0	0	0	0	0	0	0	0	0	0	0	0	0	0	0	2	0	9	
<b>CFC #15 Child &amp; Family Connections, Services of Will, Grundy, &amp; Kankakee Counties, Inc., 2300 Glenwood Ave, Joliet, IL 60435 - Rachel Cimino</b>																															
CFC	6	1	1	4	0	0	0	4	2	0	0	0	1	0	0	0	0	0	1	0	0	0	0	0	0	0	0	0	6	0	
EI	7	1	5	1	0	0	0	3	4	0	0	1	1	0	0	0	0	0	0	0	3	0	0	0	0	0	0	0	7	0	
HS/EHS	10	0	0	0	6	3	1	8	2	0	0	0	0	0	0	0	0	0	0	0	2	0	0	0	0	0	0	0	0	10	
HV	140	41	57	42	0	0	0	119	21	0	0	0	21	0	0	0	0	0	0	0	0	0	0	0	0	0	0	0	140	0	
LEA	832	3	5	65	369	311	79	398	434	1	0	4	1	5	0	0	0	0	0	0	3	106	215	1	10	0	22	0	71	73	759
<b>CFC #16 Child &amp; Family Connections, 201 W Springfield Ave, Ste 508 &amp; 509, , Champaign, IL 61820 - Chris Johnson</b>																															
CFC	12	0	5	7	0	0	0	0	12	0	0	0	1	1	0	0	0	0	0	0	10	0	0	0	0	0	0	0	12	0	
EI	58	15	13	8	9	13	0	23	35	0	0	2	9	0	0	0	0	5	0	0	18	0	0	0	0	3	0	0	36	22	
FCM	322	118	108	32	30	34	0	316	6	0	0	0	6	0	0	0	0	0	0	0	0	0	0	0	0	0	0	0	258	64	
HC	135	0	0	39	72	23	1	22	113	0	0	1	3	0	2	0	0	0	31	6	5	1	75	0	0	0	9	9	2	39	96

## Screenings Reported by CFC/CPS/DCFS and Agencies Represented / FY2020 Q3

Agency Type	Total Screened	Ages (in Months)							Not Referred	Total Referred	Screenings of Children involved with DCFS			# of Children Ages 0 to 3 Referred to								# of Children Ages 3 to 5 Referred to						Sub-Totals				
		0-11	12-23	24-35	36-47	48-60	61+	In Intact Family Services			Children of Teen Wards	In Foster Care	LEA EI	LEA (ECSE)	EHS	PI (center-based)	Child Care Program	HV	Other Services	Multiple Services	Rescreening	LEA (ECSE)	PFA	HS	Child Care Program	Other HV Services	Multiple Services	Rescreening	Ages 0-35 mos.	Ages 36-61+ mos.		
HD	273	78	23	57	81	33	1	154	119	0	0	1	9	0	2	0	0	0	31	6	5	1	75	0	0	0	9	9	2	158	115	
HFI	0	0	0	0	0	0	0	0	0	0	0	0	0	0	0	0	0	0	0	0	0	0	0	0	0	0	0	0	0	0	0	
HV	74	0	3	2	50	16	3	6	68	0	0	1	0	0	0	0	0	0	0	0	0	6	62	0	0	0	18	2	0	5	69	
LEA	466	0	1	17	281	145	22	110	355	5	0	11	1	3	0	0	0	0	5	2	0	75	282	0	17	0	14	28	3	18	448	
MIECHV	69	0	0	0	50	16	3	1	68	0	0	1	0	0	0	0	0	0	0	0	0	6	62	0	0	0	18	2	0	0	69	
PI	0	0	0	0	0	0	0	0	0	0	0	0	0	0	0	0	0	0	0	0	0	0	0	0	0	0	0	0	0	0	0	
WIC	322	118	108	32	30	34	0	316	6	0	0	0	6	0	0	0	0	0	0	0	0	0	0	0	0	0	0	0	0	258	64	
<b>CFC #17 Child &amp; Family Connections, ROE of Adams/Pike Counties, 510 Maine St, Ste 615, Quincy, IL 62301 - Kara Hoffman</b>																																
HS/EHS	11	0	0	0	7	2	2	8	3	0	0	1	0	0	0	0	0	0	0	0	0	0	0	0	0	0	0	0	0	3	0	11
HV	21	0	10	10	1	0	0	21	0	0	0	0	0	0	0	0	0	0	0	0	0	0	0	0	0	0	0	0	0	0	20	1
LEA	255	0	0	49	118	68	20	218	37	3	0	1	1	0	0	0	0	0	0	0	0	3	0	0	0	0	0	0	27	49	206	
<b>CFC #18 Child &amp; Family Connections, Sangamon Co. Public Health Department, 2833 S Grand Ave, E, Springfield, IL 62703 - Lisa McGlothlin</b>																																
HV	11	1	4	3	3	0	0	10	1	1	0	1	1	0	0	0	0	0	0	0	0	0	0	0	0	0	0	0	0	8	3	
LEA	41	0	0	13	23	5	0	41	0	0	0	0	0	0	0	0	0	1	0	0	3	41	0	0	0	0	0	0	4	13	28	
PI	42	14	14	14	0	0	0	22	20	0	0	0	4	0	0	0	0	30	2	4	9	0	0	0	0	0	0	0	0	42	0	
<b>CFC #19 Child &amp; Family Connections, Macon Co. Community Mental Health Board, 132 S Water St, Ste 604, Decatur, IL 62523 - Amy Farmer</b>																																
HS/EHS	31	10	10	11	0	0	0	29	2	5	0	4	2	0	0	0	0	0	0	0	0	0	0	0	0	0	0	0	0	31	0	
LEA	567	5	11	80	228	80	163	199	368	0	0	0	6	8	0	0	0	0	56	2	3	45	163	0	0	0	83	16	2	96	471	
<b>CFC #20 Child &amp; Family Connections, Community Support Systems, 1901 S 4th St, Ste 209, Effingham, IL 62401 - Rita Wahl</b>																																
CFC	10	0	8	2	0	0	0	5	5	0	0	0	2	0	0	0	0	0	0	0	0	0	0	0	0	0	0	0	0	10	0	
LEA	1	0	0	1	0	0	0	0	1	0	0	0	0	1	0	0	0	0	0	0	0	0	0	0	0	0	0	0	0	1	0	
<b>CFC #21 Child &amp; Family Connections, Regional Office of Education #13, 4 Eagle Center, Ste 4, O'Fallon, IL 62269 - Terri Kampwerth</b>																																
HS/EHS	1275	40	79	158	292	517	189	1184	91	0	0	0	22	0	286	0	0	0	0	0	0	69	0	1012	0	0	0	0	115	277	998	
HV	44	7	17	20	0	0	0	26	10	1	0	2	2	0	0	0	0	3	0	0	3	0	0	0	0	0	0	0	0	44	0	
LEA	190	15	25	29	76	38	7	84	106	2	0	0	3	1	0	0	1	2	8	3	0	10	82	3	0	0	12	6	2	69	121	
PI	10	3	4	3	0	0	0	5	5	0	0	0	2	0	0	0	0	0	0	0	3	0	0	0	0	0	0	0	0	10	0	
<b>CFC #22 Child &amp; Family Connections, Regional Office of Education #13, 660 W Noleman St, Centralia, IL 62801 - Nicole Van Hise</b>																																
HS/EHS	25	0	0	0	5	18	2	21	4	1	0	5	0	0	0	0	0	0	0	0	0	3	0	0	0	0	0	0	1	0	25	
HV	66	11	24	28	3	0	0	6	60	0	0	0	4	0	0	0	0	55	0	0	0	0	0	0	0	1	0	0	0	63	3	



### Screenings Reported by CFC/CPS/DCFS and Agencies Represented / FY2020 Q3

Agency Type	Total Screened	Ages (in Months)						Not Referred	Total Referred	Screenings of Children involved with DCFS			# of Children Ages 0 to 3 Referred to								# of Children Ages 3 to 5 Referred to					Sub-Totals					
		0-11	12-23	24-35	36-47	48-60	61+			In Intact	Children of Teen	In Foster Care	LEA EI	LEA (ECSE)	PI (center-based)	Child Care Program	HV	Other Services	Multiple Services	Rescreening	LEA (ECSE)	PFA	HS	Child Care Program	Other HV Services	Multiple Services	Rescreening	Ages 0-35 mos.	Ages 36-61+ mos.		
LEA	231	2	5	72	95	43	14	178	53	0	0	0	1	0	1	2	0	0	14	2	3	3	31	1	0	0	5	7	2	79	152
<b>CFC #23 Child &amp; Family Connections, Wabash &amp; Ohio Valley Special Education Dist., 800 S Division St, Norris City, IL 62869 - Charity Heifner</b>																															
CFC	2	0	1	1	0	0	0	2	0	0	0	0	0	0	0	0	0	0	0	0	0	0	0	0	0	0	0	0	2	0	
HS/EHS	183	23	38	47	46	29	0	181	2	0	0	0	0	0	0	0	0	0	0	0	0	0	0	0	0	2	0	0	108	75	
LEA	78	0	0	3	56	18	1	0	78	0	0	0	3	0	0	0	0	0	1	0	0	13	62	0	0	0	30	3	8	3	75
<b>CFC #24 Child &amp; Family Connections, Archway, Inc., 2751 W Main, PO Box 1180, Carbondale, IL 62901-1180 - Lindsay Baskin</b>																															
CFC	27	1	1	9	11	5	0	0	27	0	0	0	2	2	7	0	0	0	0	0	0	12	0	4	0	0	0	0	0	11	16
HS/EHS	40	0	0	0	11	27	2	38	2	0	0	0	0	0	0	0	0	0	0	0	2	0	0	0	0	0	0	0	0	40	
HV	156	50	45	45	15	1	0	115	13	0	0	0	0	0	17	0	24	0	0	0	0	0	0	0	0	0	0	0	140	16	
LEA	59	5	9	7	24	9	4	0	59	0	0	1	0	0	0	10	10	0	19	19	2	31	0	0	0	0	3	3	21	37	
<b>CFC #25 Child &amp; Family Connections, Options &amp; Advocacy for McHenry Co., 365 Millennium Dr, Ste A, Crystal Lake, IL 60012 - Susan Beckman</b>																															
CC	13	3	1	4	3	2	0	10	3	0	0	0	3	0	0	0	0	0	0	0	0	0	0	0	0	0	0	0	0	8	5
CFC	196	48	82	66	0	0	0	0	196	0	0	0	196	0	0	0	0	0	0	0	0	0	0	0	0	0	0	0	196	0	
LEA	95	0	0	14	54	25	2	6	89	0	0	1	0	0	0	0	0	0	0	0	12	75	0	0	0	0	0	2	14	81	
<b>Chicago Public Schools, Office of Diverse Learner Supports &amp; Services, 42 W Madison St, 2nd Floor, Chicago, IL 60602 - Dr. Stephanie Jones</b>																															
LEA	635	19	60	112	173	153	118	428	207	0	0	5	12	0	0	0	0	0	0	0	0	0	0	0	0	0	0	0	103	191	444
<b>DCFS/Erikson Institute Statewide, 451 North LaSalle Street, , Chicago, IL 60654 - Andria Goss</b>																															
DCFS	417	148	134	92	38	5	0	0	417	400	0	0	158	5	135	0	55	229	87	0	107	17	0	26	4	14	28	0	4	374	43

## Screenings Reported by CFC/CPS/DCFS and Screening Tools Utilized / FY2020 Q3

Screening Tool	Total Screened	Screenings of Children involved with DCFS								# of Children Ages 0 to 3 Referred to								# of Children Ages 3 to 5 Referred to											
		Ages (in Months)						Not Referred	Total Referred	Family Services	Children of Teen Wards	In Foster Care	LEA EI	LEA (ECSE)	EHS	PI (center-based)	Child Care Program	HV	Other Services	Multiple Services	Rescreening	LEA (ECSE)	PFA	HS	Child Care Program	HV	Other Services	Multiple Services	Rescreening
		0-11	12-23	24-35	36-47	48-60	61+																						
<b>CFC #01 Child &amp; Family Connections, Youth Services Network, Inc., 107 North 3rd Street, Rockford, IL 61107 - Dee Dee Lowery</b>																													
ASQ-3	704	74	97	106	241	149	37	294	410	3	0	18	11	0	0	8	0	29	0	0	47	32	260	9	0	0	29	146	132
ASQ:SE	424	29	42	34	186	101	32	194	230	3	0	14	4	0	0	0	0	2	0	0	0	8	225	9	0	0	0	144	127
ASQ:SE-2	28	9	12	7	0	0	0	0	28	0	0	0	1	0	0	0	0	27	0	0	0	0	0	0	0	0	0	0	0
BRIG	2	0	0	0	1	1	0	2	0	0	0	0	0	0	0	0	0	0	0	0	0	0	0	0	0	0	0	0	0
DIAL	16	0	0	0	1	11	4	16	0	0	0	0	0	0	0	0	0	0	0	0	0	0	0	0	0	0	0	0	0
DIAL-3	0	0	0	0	0	0	0	0	0	0	0	0	0	0	0	0	0	0	0	0	0	0	0	0	0	0	0	0	0
DIAL-4	534	5	3	46	190	194	96	334	200	1	0	2	6	16	0	8	0	0	2	1	6	42	100	0	1	0	11	8	17
ESI	149	29	40	60	13	5	2	92	57	0	0	4	1	0	0	0	0	0	0	0	47	5	0	0	0	0	0	0	4
ESI-R	420	29	40	32	186	101	32	192	228	3	0	14	4	0	0	0	0	0	0	0	0	8	225	9	0	0	0	144	127
PLS	283	0	0	33	87	103	60	156	127	0	0	0	0	5	0	0	0	0	0	0	8	13	78	0	0	0	0	0	23
PLS-4	2	0	0	0	0	1	1	2	0	0	0	0	0	0	0	0	0	0	0	0	0	0	0	0	0	0	0	0	0
PQ	7	0	0	0	5	2	0	2	5	1	0	1	0	0	0	0	0	0	0	0	0	1	4	0	0	0	0	0	0
Speed DIAL-4	315	0	0	33	100	122	60	156	159	0	0	0	0	5	0	0	0	0	0	0	8	18	78	0	0	0	29	2	23
<b>CFC #02 Child &amp; Family Connections, Lake County Health Department, 3010 Grand Ave, 2nd Floor, Waukegan, IL 60085 - Donna Musser</b>																													
ASQ-3	149	42	46	61	0	0	0	131	18	0	0	0	16	3	0	0	0	2	2	0	0	0	0	0	0	0	0	0	0
DIAL-4	34	0	0	1	13	17	3	8	26	0	0	0	0	1	0	0	0	0	0	0	0	18	0	0	0	0	6	0	1
<b>CFC #03 Child &amp; Family Connections, Regional Office of Education for Carroll, Jo Daviess, &amp; Stephenson Co., 27 S State Ave, Ste 101, Freeport, IL 61032 - Angela Hodges</b>																													
ASQ	531	289	111	54	44	33	0	517	14	0	0	0	1	0	0	0	0	0	0	0	0	0	0	0	0	0	0	0	0
ASQ-3	423	253	84	54	21	11	0	355	68	0	0	0	15	0	0	0	0	0	0	0	50	1	0	0	0	0	0	0	2
ASQ:SE	10	4	0	6	0	0	0	9	1	0	0	0	1	0	0	0	0	0	0	0	0	0	0	0	0	0	0	0	0
ASQ:SE-2	41	15	8	18	0	0	0	41	0	0	0	0	0	0	0	0	0	0	0	0	0	0	0	0	0	0	0	0	0
DIAL-4	49	4	2	7	31	4	1	17	32	0	0	1	0	1	0	0	0	0	0	0	0	5	23	1	0	0	2	1	1
MCHAT	31	22	1	8	0	0	0	30	1	0	0	0	0	0	0	0	0	0	0	0	0	0	0	0	0	0	0	0	0
Play-Based	10	0	0	1	4	4	1	0	10	0	0	1	0	1	0	0	0	0	0	0	0	0	8	1	0	0	0	0	0
<b>CFC #04 Child &amp; Family Connections, DayOne PACT, 1551 E Fabyan Pkwy, Geneva, IL 60134 - Ellana Mavromatis</b>																													
ASQ	30	0	0	2	16	10	2	5	25	0	0	0	0	0	0	0	0	0	0	0	0	10	15	0	0	0	0	0	0
ASQ-3	344	34	53	58	114	78	7	195	149	0	0	2	8	0	0	0	0	7	0	2	1	34	81	0	0	0	6	8	23
ASQ:SE	112	4	9	19	43	32	5	52	60	0	0	0	2	0	0	0	0	0	0	0	1	25	19	0	0	0	4	3	12
ASQ:SE-2	203	33	41	40	51	33	5	140	63	0	0	1	7	0	0	0	0	11	0	4	0	24	20	0	0	0	0	8	14
BAT	23	0	0	5	9	8	1	8	15	0	0	0	0	0	0	0	0	0	0	0	1	2	7	0	0	0	4	0	1

## Screenings Reported by CFC/CPS/DCFS and Screening Tools Utilized / FY2020 Q3

Screening Tool	Total Screened	Ages (in Months)							Not Referred	Total Referred	Screenings of Children involved with DCFS			# of Children Ages 0 to 3 Referred to								# of Children Ages 3 to 5 Referred to							
		0-11	12-23	24-35	36-47	48-60	61+	In Intact Family Services			Children of Teen Wards	In Foster Care	LEA EI	LEA (ECSE)	EHS	PI (center-based)	Child Care Program	HV	Other Services	Multiple Services	Rescreening	LEA (ECSE)	PFA	HS	Child Care Program	Other HV Services	Multiple Services	Rescreening	
BDI-2	24	0	0	0	12	11	1	11	13	0	0	0	0	0	0	0	0	0	0	0	13	0	0	0	0	0	3	3	
BRIG-3	68	0	0	0	39	26	3	26	42	0	0	0	0	0	0	0	0	0	0	0	21	18	0	0	0	0	8	11	
BRIG-PRF	9	0	0	0	7	1	1	1	8	0	0	0	0	0	0	0	0	0	0	0	0	3	0	0	0	0	0	5	
DIAL	9	0	0	0	5	3	1	6	3	0	0	0	0	0	0	0	0	0	0	0	3	0	0	0	0	0	0	0	
DIAL-4	50	5	4	11	16	14	0	48	2	0	0	0	0	0	0	0	0	0	0	0	2	0	0	0	0	0	0	0	
Play-Based	23	0	0	2	11	8	2	5	18	0	0	0	0	0	0	0	0	0	0	0	10	8	0	0	0	0	0	0	
PLS-5	20	0	0	0	11	7	2	13	7	0	0	1	0	0	0	0	0	0	0	0	3	2	0	0	0	0	0	3	
Speed DIAL-4	36	0	1	3	23	9	0	8	28	0	0	0	1	0	0	0	0	0	0	1	1	13	0	0	0	9	0	3	
<b>CFC #05 Child &amp; Family Connections, DayOne PACT, 750 Warrenville Rd, Ste 300, Lisle, IL 60532 - Marianne McGuire</b>																													
ASQ	25	0	0	0	15	10	0	10	15	0	0	0	0	0	0	0	0	0	0	0	1	8	3	0	0	3	0	0	
ASQ-3	113	14	18	44	25	12	0	39	74	0	0	0	8	6	0	1	0	4	7	1	21	6	16	4	0	0	0	5	3
ASQ:SE	63	10	14	22	15	2	0	31	32	0	0	0	6	2	0	1	0	4	0	1	3	0	17	0	0	0	0	0	
ASQ:SE-2	30	2	0	14	9	5	0	1	29	0	0	0	1	1	0	0	0	0	6	0	9	4	5	0	0	0	0	2	1
DIAL	48	0	1	3	27	14	3	16	32	0	0	0	3	0	0	0	0	1	4	4	0	3	24	0	0	0	0	0	1
DIAL-4	37	0	0	1	17	19	0	19	18	0	0	0	0	0	0	0	0	0	0	1	8	8	0	0	0	0	0	0	1
Play-Based	4	0	0	0	3	1	0	3	1	0	0	0	0	0	0	0	0	0	0	0	1	0	0	0	0	0	0	0	
Speed DIAL-4	14	0	0	2	9	3	0	1	13	0	0	0	0	1	0	0	0	0	0	0	0	7	0	0	0	2	0	2	
<b>CFC #06 Child &amp; Family Connections, Clearbrook, 1835 W Central Rd, Arlington Heights, IL 60005 - Jason Tietz</b>																													
ASQ	7	0	0	2	4	1	0	1	6	0	0	0	0	0	0	0	0	1	0	0	1	2	0	0	0	2	0	0	
ASQ-3	129	3	4	26	57	36	3	39	90	0	0	0	7	0	0	0	0	11	0	0	0	22	41	0	0	0	9	0	0
ASQ:SE	5	0	0	0	1	4	0	0	5	0	0	0	0	0	0	0	0	0	0	0	5	0	0	0	0	0	0	0	
ASQ:SE-2	100	3	4	14	50	27	2	31	69	0	0	0	3	0	0	0	0	11	0	0	0	5	41	0	0	0	9	0	0
BAT	100	3	4	14	50	27	2	31	69	0	0	0	3	0	0	0	0	11	0	0	0	5	41	0	0	0	9	0	0
DIAL	41	0	0	13	11	13	4	24	17	0	0	0	0	7	0	0	0	0	0	0	1	3	0	0	0	0	0	0	6
DIAL-4	81	0	0	12	43	24	2	19	62	0	0	1	0	5	0	0	0	0	3	0	0	22	24	0	0	0	7	2	0
ESI	2	0	0	0	1	1	0	1	1	0	0	0	0	0	0	0	0	0	0	0	1	0	0	0	0	0	0	0	0
<b>CFC #12 Child &amp; Family Connections, Easter Seals of Metropolitan Chicago, 17300 S Ozark Ave - North Bldg, Tinley Park, IL 60477 - Peter Byrne</b>																													
DIAL-4	9	0	0	7	2	0	0	9	0	0	0	0	0	0	0	0	0	0	0	0	0	0	0	0	0	0	0	0	0
<b>CFC #13 Child &amp; Family Connections, Regional Office of Education #26, 130 S Lafayette St, Ste 200, Macomb, IL 61455 - Chuck Farr</b>																													
ASQ	258	165	63	30	0	0	0	230	28	227	0	2	22	0	0	0	0	0	0	0	0	6	0	0	0	0	0	0	0

## Screenings Reported by CFC/CPS/DCFS and Screening Tools Utilized / FY2020 Q3

Screening Tool	Total Screened	Ages (in Months)							Not Referred	Total Referred	Screenings of Children involved with DCFS			# of Children Ages 0 to 3 Referred to								# of Children Ages 3 to 5 Referred to							
		0-11	12-23	24-35	36-47	48-60	61+	In Intact Family Services			Children of Teen Wards	In Foster Care	LEA EI	LEA (ECSE)	PI (EHS)	Child Care Program	HV	Other Services	Multiple Services	Rescreening	LEA (ECSE)	PFA	HS	Child Care Program	Other HV Services	Multiple Services	Rescreening		
ASQ-3	95	13	18	36	14	13	1	74	21	2	0	2	6	0	0	0	0	0	11	0	0	1	0	0	0	0	0	3	
ASQ:SE	72	10	13	22	13	13	1	62	10	2	0	3	0	0	0	0	0	0	0	0	1	6	0	0	0	0	0	3	
BRIG	1563	0	0	66	713	567	121	0	0	0	0	0	0	0	0	0	0	0	0	0	0	0	0	0	0	0	0	384	
Speed DIAL-4	8	0	0	0	7	1	0	0	8	8	0	0	0	0	0	0	0	0	0	0	0	8	0	0	0	0	0	0	
<b>CFC #14</b>	<b>Child &amp; Family Connections, 3000 W Rohmann Ave., West Peoria, IL 61604 - Michelle Harr</b>																												
ASQ	49	6	19	10	9	4	1	44	5	0	0	1	3	0	0	0	0	0	0	0	0	0	0	0	0	0	0	0	2
ASQ-3	26	5	9	6	3	3	0	24	2	0	0	0	2	0	0	0	0	0	0	0	0	0	0	0	0	0	0	0	0
ASQ:SE	16	5	7	4	0	0	0	15	1	0	0	0	1	0	0	0	0	0	0	0	0	0	0	0	0	0	0	0	0
BRIG	27	3	13	6	5	0	0	24	3	0	0	1	3	0	0	0	0	0	0	0	0	0	0	0	0	0	0	0	0
BRIG-3	167	0	0	23	102	34	8	55	112	2	0	4	1	3	0	12	0	0	0	0	32	48	0	0	0	4	0	11	
DIAL-4	34	0	0	4	14	13	3	15	19	0	0	1	0	0	0	0	0	0	0	0	17	0	0	0	0	0	0	2	
ESI-R	20	0	0	1	12	7	0	4	16	0	0	0	0	0	0	0	0	1	0	0	6	7	0	0	0	1	0	1	
HAPP-3	1	0	0	0	0	0	1	1	0	0	0	0	0	0	0	0	0	0	0	0	0	0	0	0	0	0	0	0	
Hearing	27	3	13	6	5	0	0	24	3	0	0	1	3	0	0	0	0	0	0	0	0	0	0	0	0	0	0	0	0
PLS-4	10	0	0	0	4	4	2	8	2	0	0	0	0	0	0	0	0	0	0	0	0	0	0	0	0	0	0	2	
<b>CFC #15</b>	<b>Child &amp; Family Connections, Services of Will, Grundy, &amp; Kankakee Counties, Inc., 2300 Glenwood Ave. Joliet, IL 60435 - Rachel Cimino</b>																												
ASQ	40	2	7	6	16	7	2	8	32	0	0	1	2	0	0	0	0	0	1	0	4	9	15	0	0	0	0	0	1
ASQ-3	140	41	57	42	0	0	0	119	21	0	0	0	21	0	0	0	0	0	0	0	0	0	0	0	0	0	0	0	0
ASQ:SE	498	0	0	7	206	219	66	352	146	0	0	0	0	0	0	0	0	0	0	0	10	48	0	10	0	22	0	56	
BRIG	426	0	0	7	167	187	65	322	104	0	0	0	0	0	0	0	0	0	0	0	10	48	0	10	0	22	0	14	
DIAL	22	0	1	0	13	6	2	1	21	0	0	0	0	0	0	0	0	0	0	0	9	12	0	0	0	0	0	0	
DIAL-4	317	3	4	57	153	88	12	53	264	1	0	4	1	5	0	0	0	0	0	0	89	152	1	0	0	0	0	14	
<b>CFC #16</b>	<b>Child &amp; Family Connections, 201 W Springfield Ave. Ste 508 &amp; 509, Champaign, IL 61820 - Chris Johnson</b>																												
ASQ	140	0	3	41	72	23	1	27	113	0	0	1	3	0	2	0	0	0	31	6	5	1	75	0	0	0	9	9	2
ASQ-3	503	133	127	47	91	90	15	377	126	1	0	4	17	1	0	0	0	5	0	0	8	64	0	0	3	18	2	0	
ASQ:SE	570	118	111	40	173	124	4	336	234	1	0	7	6	3	0	0	0	0	5	2	44	205	0	0	0	18	30	1	
BRIG	54	0	0	10	34	7	3	52	2	1	0	1	0	0	0	0	0	0	0	0	1	0	0	0	0	0	0	1	
DIAL	76	0	0	0	59	14	3	2	73	2	0	3	0	0	0	0	0	0	0	0	6	67	0	0	0	14	0	1	
DIAL-4	162	0	1	1	95	50	15	42	120	1	0	1	1	0	0	0	0	0	0	0	30	72	0	17	0	0	0	0	
ESI-R	174	0	0	6	93	74	1	14	160	1	0	6	0	3	0	0	0	0	5	2	38	143	0	0	0	0	28	1	
TPBA	135	0	0	39	72	23	1	22	113	0	0	1	3	0	2	0	0	0	31	6	5	1	75	0	0	0	9	9	2

## Screenings Reported by CFC/CPS/DCFS and Screening Tools Utilized / FY2020 Q3

Screening Tool	Total Screened	Ages (in Months)						Not Referred	Total Referred	Screenings of Children involved with DCFS			# of Children Ages 0 to 3 Referred to								# of Children Ages 3 to 5 Referred to									
		0-11	12-23	24-35	36-47	48-60	61+			In Intact Family Services	Children of Teen Wards	In Foster Care	EI	LEA (ECSE)	PI (center-based)	Child Care Program	HV	Other Services	Multiple Services	Rescreening	LEA (ECSE)	PFA	HS	Child Care Program	Other HV Services	Multiple Services	Rescreening			
<b>CFC #17 Child &amp; Family Connections, ROE of Adams/Pike Counties, 510 Maine St, Ste 615, Quincy, IL 62301 - Kara Hoffman</b>																														
ASQ-3	21	0	10	10	1	0	0	21	0	0	0	0	0	0	0	0	0	0	0	0	0	0	0	0	0	0	0	0	0	0
ASQ:SE	21	0	10	10	1	0	0	21	0	0	0	0	0	0	0	0	0	0	0	0	0	0	0	0	0	0	0	0	0	
DIAL	266	0	0	49	125	70	22	226	40	3	0	2	1	0	0	0	0	0	0	0	0	0	6	3	0	0	0	0	0	30
<b>CFC #18 Child &amp; Family Connections, Sangamon Co. Public Health Department, 2833 S Grand Ave, E, Springfield, IL 62703 - Lisa McGlothlin</b>																														
ASQ	29	9	9	11	0	0	0	11	18	0	0	0	2	0	0	0	0	17	2	4	1	0	0	0	0	0	0	0	0	
ASQ-3	24	6	9	6	3	0	0	21	3	1	0	1	3	0	0	0	0	13	0	0	8	0	0	0	0	0	0	0	0	
ASQ:SE	11	1	4	3	3	0	0	10	1	1	0	1	1	0	0	0	0	0	0	0	0	0	0	0	0	0	0	0	0	
BRIG	41	0	0	13	23	5	0	0	41	0	0	0	0	0	0	0	0	0	1	0	0	3	41	0	0	0	0	0	4	
BRIG-2	11	1	4	3	3	0	0	10	1	1	0	1	1	0	0	0	0	0	0	0	0	0	0	0	0	0	0	0	0	
<b>CFC #19 Child &amp; Family Connections, Macon Co. Community Mental Health Board, 132 S Water St, Ste 604, Decatur, IL 62523 - Amy Farmer</b>																														
ASQ	31	10	10	11	0	0	0	29	2	5	0	4	2	0	0	0	0	0	0	0	0	0	0	0	0	0	0	0	0	
ASQ:SE	31	10	10	11	0	0	0	29	2	5	0	4	2	0	0	0	0	0	0	0	0	0	0	0	0	0	0	0	0	
BRIG	567	5	11	80	228	80	163	199	368	0	0	0	6	8	0	0	0	0	0	56	2	3	45	163	0	0	0	83	16	2
HELP	31	10	10	11	0	0	0	29	2	5	0	4	2	0	0	0	0	0	0	0	0	0	0	0	0	0	0	0	0	
<b>CFC #20 Child &amp; Family Connections, Community Support Systems, 1901 S 4th St, Ste 209, Effingham, IL 62401 - Rita Wahl</b>																														
ASQ	10	0	8	2	0	0	0	5	5	0	0	0	2	0	0	0	0	0	0	0	0	3	0	0	0	0	0	0	0	0
BRIG	1	0	0	1	0	0	0	0	1	0	0	0	0	1	0	0	0	0	0	0	0	0	0	0	0	0	0	0	0	0
<b>CFC #21 Child &amp; Family Connections, Regional Office of Education #13, 4 Eagle Center, Ste 4, O'Fallon, IL 62269 - Terri Kampwerth</b>																														
ASQ	25	6	8	5	6	0	0	22	3	0	0	0	2	0	0	0	0	0	0	0	0	0	0	0	0	0	0	1	0	0
ASQ-3	1459	56	113	199	343	552	196	1272	179	3	0	2	25	0	286	0	0	5	8	2	123	78	59	1014	0	0	9	2	115	
ASQ:SE	77	14	31	26	6	0	0	56	13	1	0	2	4	0	0	0	0	3	0	0	3	0	0	0	0	0	1	0	0	
ASQ:SE-2	71	8	9	17	27	9	1	50	21	0	0	0	1	0	0	0	0	0	8	2	0	4	12	0	0	0	8	2	0	
BRIG	9	0	0	3	4	2	0	0	9	0	0	0	0	1	0	0	1	0	0	1	0	1	7	1	0	0	1	1	0	
DIAL-4	117	6	11	16	48	29	7	42	75	2	0	0	2	0	0	0	0	2	8	2	0	7	56	2	0	0	11	5	2	
PLS-5	2	0	0	1	1	0	0	0	2	0	0	0	0	1	0	0	1	0	0	1	0	1	0	1	0	0	1	1	0	
Speed DIAL-4	11	0	0	0	10	1	0	0	11	0	0	0	0	0	0	0	0	0	0	0	0	0	11	0	0	0	0	0	0	
<b>CFC #22 Child &amp; Family Connections, Regional Office of Education #13, 660 W Noleman St, Centralia, IL 62801 - Nicole Van Hise</b>																														
ASQ	56	9	20	26	1	0	0	0	56	0	0	0	0	0	0	0	0	55	0	0	0	0	0	0	0	0	1	0	0	0
ASQ-3	10	2	4	2	2	0	0	6	4	0	0	0	4	0	0	0	0	0	0	0	0	0	0	0	0	0	0	0	0	0

## Screenings Reported by CFC/CPS/DCFS and Screening Tools Utilized / FY2020 Q3

Screening Tool	Total Screened	Ages (in Months)							Not Referred	Total Referred	Screenings of Children involved with DCFS			# of Children Ages 0 to 3 Referred to								# of Children Ages 3 to 5 Referred to								
		0-11	12-23	24-35	36-47	48-60	61+	In Intact Family Services			Children of Teen Wards	In Foster Care	LEA EI	LEA (ECSE)	EHS	PI (center-based)	Child Care Program	HV	Other Services	Multiple Services	Rescreening	LEA (ECSE)	PFA	HS	Child Care Program	Other HV Services	Multiple Services	Rescreening		
<b>BRIG</b>	213	2	4	58	82	52	15	198	15	1	0	5	0	0	1	0	0	0	1	0	0	3	4	0	0	0	3	2	1	
<b>BRIG-3</b>	43	0	1	14	18	9	1	1	42	0	0	0	1	0	0	2	0	0	13	2	3	3	27	1	0	0	2	5	2	
<b>Hearing</b>	184	2	4	58	77	32	11	177	7	0	0	0	0	0	1	0	0	0	1	0	0	0	0	0	0	0	3	2	0	
<b>Speech</b>	184	2	4	58	77	32	11	177	7	0	0	0	0	0	1	0	0	0	1	0	0	0	0	0	0	0	3	2	0	
<b>CFC #23 Child &amp; Family Connections, Wabash &amp; Ohio Valley Special Education Dist., 800 S Division St, Norris City, IL 62869 - Charity Heifner</b>																														
<b>ASQ</b>	183	23	38	47	46	29	0	181	2	0	0	0	0	0	0	0	0	0	0	0	0	0	0	0	0	0	0	2	0	0
<b>ASQ-3</b>	2	0	1	1	0	0	0	2	0	0	0	0	0	0	0	0	0	0	0	0	0	0	0	0	0	0	0	0	0	0
<b>DIAL-4</b>	261	23	38	50	102	47	1	181	80	0	0	0	3	0	0	0	0	0	1	0	0	13	62	0	0	0	32	3	8	
<b>Speed DIAL-4</b>	183	23	38	47	46	29	0	181	2	0	0	0	0	0	0	0	0	0	0	0	0	0	0	0	0	0	2	0	0	
<b>CFC #24 Child &amp; Family Connections, Archway, Inc., 2751 W Main, PO Box 1180, Carbondale, IL 62901-1180 - Lindsay Baskin</b>																														
<b>ASQ</b>	156	50	45	45	15	1	0	115	13	0	0	0	0	0	0	17	0	24	0	0	0	0	0	0	0	0	0	0	0	0
<b>ASQ-3</b>	25	5	9	6	2	3	0	0	25	0	0	0	0	0	0	0	10	10	0	19	19	1	4	0	0	0	0	3	3	
<b>ASQ:SE-2</b>	30	5	10	9	3	3	0	0	30	0	0	0	1	0	3	0	10	10	0	19	19	1	4	1	0	0	0	3	3	
<b>BRIG</b>	239	45	40	50	58	39	6	153	58	0	0	1	1	2	4	8	0	20	0	0	0	15	27	3	0	0	0	0	0	
<b>Hearing</b>	115	36	28	35	15	1	0	115	0	0	0	0	0	0	0	0	0	0	0	0	0	0	0	0	0	0	0	0	0	
<b>CFC #25 Child &amp; Family Connections, Options &amp; Advocacy for McHenry Co., 365 Millennium Dr, Ste A, Crystal Lake, IL 60012 - Susan Beckman</b>																														
<b>ASQ</b>	200	48	82	66	2	2	0	0	200	0	0	0	196	0	0	0	0	0	0	0	0	1	3	0	0	0	0	0	0	
<b>ASQ-3</b>	60	2	0	2	41	15	0	7	53	0	0	1	1	0	0	0	0	0	0	0	0	0	52	0	0	0	0	0	0	
<b>ASQ:SE</b>	10	1	1	2	3	3	0	4	6	0	0	0	2	0	0	0	0	0	0	0	0	1	3	0	0	0	0	0	0	
<b>ASQ:SE-2</b>	53	0	0	0	39	14	0	1	52	0	0	1	0	0	0	0	0	0	0	0	0	0	52	0	0	0	0	0	0	
<b>CIP</b>	21	0	0	10	5	5	1	4	17	0	0	0	0	0	0	0	0	0	0	0	0	10	7	0	0	0	0	0	0	
<b>DIAL-4</b>	17	0	0	4	8	4	1	1	16	0	0	0	0	0	0	0	0	0	0	0	0	1	13	0	0	0	0	0	2	
<b>Chicago Public Schools, Office of Diverse Learner Supports &amp; Services, 42 W Madison St, 2nd Floor, Chicago, IL 60602 - Dr. Stephanie Jones</b>																														
<b>ASQ</b>	635	19	60	112	173	153	118	428	207	0	0	5	12	0	0	0	0	0	0	0	36	56	0	0	0	0	0	0	103	
<b>ESI-P</b>	635	19	60	112	173	153	118	428	207	0	0	5	12	0	0	0	0	0	0	0	36	56	0	0	0	0	0	0	103	
<b>ESI-R</b>	635	19	60	112	173	153	118	428	207	0	0	5	12	0	0	0	0	0	0	0	36	56	0	0	0	0	0	0	103	
<b>DCFS/Erikson Institute Statewide, 451 North LaSalle Street, Chicago, IL 60654 - Andria Goss</b>																														
<b>ASQ</b>	417	148	134	92	38	5	0	0	417	400	0	0	158	5	135	0	55	229	87	0	107	17	0	26	4	14	28	0	4	
<b>ASQ:SE</b>	417	148	134	92	38	5	0	0	417	400	0	0	158	5	135	0	55	229	87	0	107	17	0	26	4	14	28	0	4	
<b>ESI-P</b>	417	148	134	92	38	5	0	0	417	400	0	0	158	5	135	0	55	229	87	0	107	17	0	26	4	14	28	0	4	